

# POWERFIP Library

## *User's Guide*

Exoligent's Team

Version v1.0.2, 2022-03-01

# Table of Contents

1. Disclaimer .....	1
2. Introduction .....	2
3. Installation .....	4
3.1. Linux .....	4
3.1.1. Kernel Module .....	5
3.1.2. Firmware/Library .....	6
3.2. Windows .....	7
3.2.1. Driver .....	8
3.2.2. Firmware/Library .....	10
3.3. Examples .....	11
3.3.1. Simple Test - pwrfig_2sta .....	11
3.3.2. Performance Test - pwrfig_performance .....	15
4. Functions .....	17
4.1. General .....	17
4.1.1. init .....	17
4.1.2. exit .....	18
4.1.3. version_get .....	19
4.1.4. error_get .....	20
4.1.5. strerror .....	21
4.2. Device .....	22
4.2.1. device_list_get .....	22
4.2.2. device_open .....	23
4.2.3. device_reset .....	24
4.2.4. device_close .....	25
4.2.5. device_infos_get .....	26
4.2.6. device_report_get .....	27
4.3. AE/LE .....	28
4.3.1. aele_create .....	28
4.3.2. aele_delete .....	29
4.3.3. msg_create .....	30
4.3.4. msg_delete .....	34
4.3.5. sm_var_create .....	35
4.3.6. var_create .....	38
4.3.7. var_delete .....	42
4.4. Bus Arbiter .....	43
4.4.1. ba_mcycle_create .....	43
4.4.2. ba_mcycle_delete .....	47

4.4.3. ba_startup_calculate .....	48
4.4.4. ba_start .....	49
4.4.5. ba_stop .....	50
4.4.6. ba_commute .....	51
4.4.7. ba_status_get .....	52
4.5. Messages .....	53
4.5.1. msg_send .....	53
4.5.2. msg_tx_channel_purge .....	56
4.6. Node .....	57
4.6.1. node_init .....	57
4.6.2. node_exit .....	61
4.6.3. node_status_get .....	62
4.6.4. node_report_get .....	64
4.6.5. node_start .....	68
4.6.6. node_stop .....	69
4.7. Variables .....	70
4.7.1. var_write .....	70
4.7.2. var_read .....	73
4.7.3. var_evt_set .....	76
4.7.4. varidlist_aper_request .....	77
4.7.5. varlist_aper_request .....	80
4.7.6. var_aper_channel_purge .....	82
4.8. System Management Variables .....	83
4.8.1. sm_ba_sync_get .....	83
4.8.2. sm_identification_get .....	84
4.8.3. sm_presence_get .....	85
4.8.4. sm_presence_list_get .....	86
4.8.5. sm_report_get .....	87
4.9. Medium .....	88
4.9.1. medium_status_get .....	88
4.9.2. medium_cmd_set .....	90
4.10. Events .....	91
4.10.1. evt_process .....	91
5. Structures .....	92
5.1. General .....	92
5.1.1. date .....	92
5.1.2. version .....	93
5.2. Device .....	94
5.2.1. dev_infos .....	94

5.2.2. dev_report .....	96
5.3. Configuration .....	97
5.3.1. ba_request .....	97
5.3.2. ba_aper_msg_wind_cfg .....	98
5.3.3. ba_aper_var_wind_cfg .....	99
5.3.4. ba_per_wind_cfg .....	100
5.3.5. ba_wait_wind_cfg .....	101
5.3.6. ba_wind_cfg .....	102
5.3.7. ba_mcycle_cfg .....	103
5.3.8. ba_startup_cfg .....	104
5.3.9. msg_rx_cfg .....	105
5.3.10. msg_tx_cfg .....	106
5.3.11. msg_cfg .....	107
5.3.12. node_ba_cfg .....	109
5.3.13. node_cfg .....	112
5.3.14. node_ident_cfg .....	118
5.3.15. node_msg_cfg .....	119
5.3.16. var_cons_cfg .....	121
5.3.17. var_prod_cfg .....	122
5.3.18. var_sync_cfg .....	123
5.3.19. var_cfg .....	124
5.4. Objects .....	126
5.4.1. msg .....	126
5.4.2. node .....	127
5.4.3. var .....	128
5.5. Infos/Status/Report .....	129
5.5.1. ba_status .....	129
5.5.2. medium_status .....	130
5.5.3. node_infos .....	131
5.5.4. node_report .....	132
5.5.5. node_status .....	133
5.5.6. rx_err .....	134
5.5.7. tx_err .....	136
5.5.8. sm_ba_sync .....	137
5.5.9. sm_identification .....	138
5.5.10. sm_presence .....	139
5.5.11. sm_presence_list .....	140
5.5.12. sm_report .....	141
5.6. Extras .....	143

5.6.1. event .....	143
5.6.2. msg_addr .....	144
5.6.3. msg_hdr .....	146
6. Enumerations .....	147
6.1. ba_id_type .....	147
6.2. ba_startup_mode .....	148
6.3. ba_state .....	150
6.4. ba_wind_type .....	151
6.5. bitrate .....	152
6.6. error_code .....	153
6.7. event_code .....	158
6.8. evt_type .....	161
6.9. frame_type .....	162
6.10. medium_cmd_flag .....	163
6.11. medium_state .....	165
6.12. msg_err_code .....	166
6.13. msg_rx_seg_cap .....	168
6.14. msg_tx_ack_mode .....	169
6.15. msg_tx_channel .....	170
6.16. msg_type .....	172
6.17. node_operation .....	173
6.18. node_state .....	174
6.19. sm_var_type .....	175
6.20. var_aper_channel_type .....	176
6.21. var_err_code .....	177
6.22. var_flags .....	179
6.23. var_type .....	182
Appendix A: SM-MPS variables .....	183
A.1. Identification - 0x10XY .....	183
A.2. Report - 0x11XY .....	184
A.3. Presence - 0x14XY .....	186
A.4. Presence Check - 0x9002 .....	187
A.5. BA synchronization - 0x9003 .....	188
Appendix B: Glossary of acronyms .....	190
Appendix C: Revision History .....	191

# Chapter 1. Disclaimer

Information contained in this publication regarding device applications and the like is provided only for your convenience and may be superseded by updates. It is your responsibility to ensure that your application meets with your specifications. EXOLIGENT MAKES NO REPRESENTATIONS OR WARRANTIES OF ANY KIND WHETHER EXPRESS OR IMPLIED, WRITTEN OR ORAL, STATUTORY OR OTHERWISE, RELATED TO THE INFORMATION, INCLUDING BUT NOT LIMITED TO ITS CONDITION, QUALITY, PERFORMANCE, MERCHANTABILITY OR FITNESS FOR PURPOSE. Exoligent disclaims all liability arising from this information and its use. Use of Exoligent devices in life support and/or safety applications is entirely at the buyer's risk, and the buyer agrees to defend, indemnify and hold harmless Exoligent from any and all damages, claims, suits, or expenses resulting from such use. No licenses are conveyed, implicitly or otherwise, under any Exoligent intellectual property rights unless otherwise stated.

Exoligent SARL

390 rue d'Estienne d'Orves, 92700 Colombes - France

Tel: +33(0) 1 42 42 42 00

Web Site: <https://www.exoligent.com/>

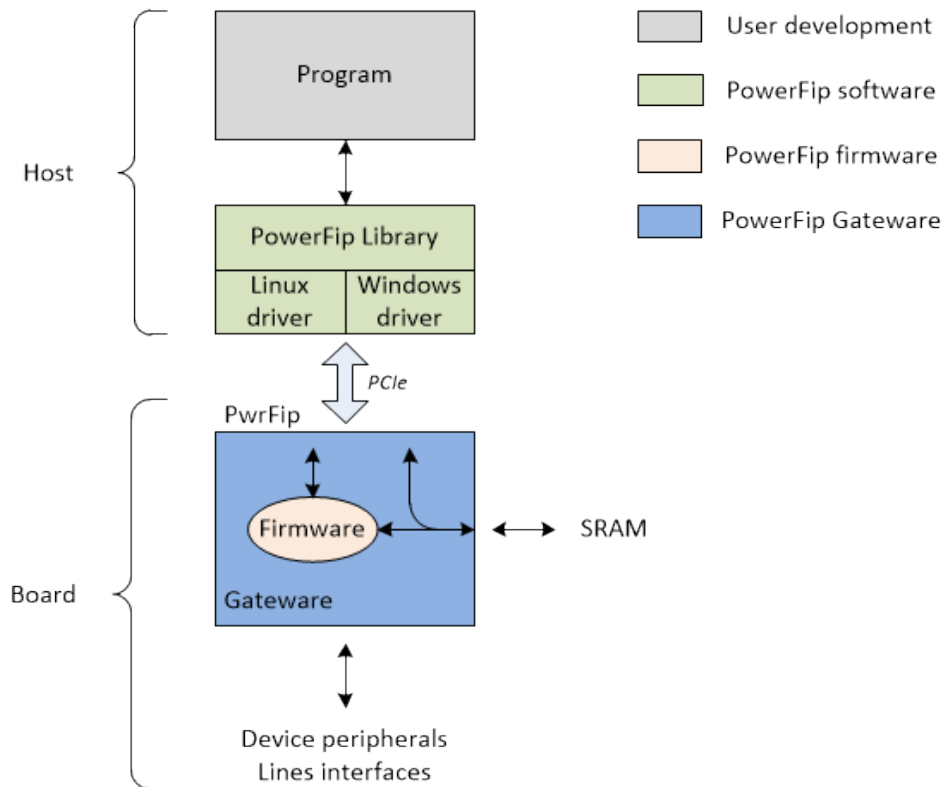
Copyright © 2022 Exoligent SARL. All rights reserved.

## Chapter 2. Introduction

PowerFIP library is a C API providing a programming interface to the Exoligent's FIP/WorldFIP coprocessor.

It offers a set of functions for the FIP/WorldFIP network control:

- Create/Delete FIP objects
  - Node
    - Bus Arbiter macrocycle(s)
    - AE/LE(s) (Application/Layer Entity)
      - MPS variable(s)
      - SM-MPS variable(s)
- Conduct FIP Exchanges:
  - Periodic MPS variables:  
Transfers, reads and writes buffers with *ID\_DAT*/*RP\_DAT* transactions
  - Aperiodic MPS variables:  
Process buffer transfer requests (*RP\_DAT\_RQx*, *ID\_RQx*/*RP\_RQx*)
  - Periodic messaging:  
Exchanges messages with *ID\_MSG*/*RP\_MSG\_X* using periodic channels.
  - Aperiodic messaging:  
Processes messages sent via aperiodic channel.  
Requests are made to bus arbiter using *RP\_DAT\_MSG* frames.
- Bus arbiter capability:
  - Start/Stop/Commute macrocycle(s)
- Medium Redundancy
  - Channels control and status
- Attach user callbacks to process FIP events
  - on *RP\_DAT* rx/tx frames
  - on *RP\_MSG\_X* rx/tx frames
  - on *ID\_DAT* rx/tx frames [pure event]
  - on *RP\_RQx* tx frames [aperiodic requests]
  - on Bus Arbiter's change of state

*PowerFIP overview (Principle Diagram)*



# Chapter 3. Installation

Let's start by downloading the archive of the latest version of the library from the Exoligent website: [Download section](#)

## 3.1. Linux

The linux archive has the following tree structure

- **[docs]**
  - PowerFIP Library - User's Guide (\*.pdf) :  
The User's Guide in PDF format.
  - powerfip.html :  
The User's Guide in HTML format.
- **[drivers]**
  - **[linux]**  
The source code of the Linux kernel module for Exoligent PowerFIP PCI/PCIe devices:
    - **[udev.rules.d]**
      - 10-powerfip.rules
    - install.sh
    - Makefile
    - powerfip-pci.c
    - powerfip-pci.h
    - uninstall.sh
- **[firmware]**  
The PowerFIP coprocessor firmware for RISC-V Soft-CPU target :
  - powerfip-firmware.bin
- **[include]**  
Header files to include in your projects to use the library:
  - libpowerfip.h
  - mbox-common.h
  - powerfip-common.h
  - powerfip-drv.h
  - powerfip-mbox-common.h
- **[lib]**
  - **[i386]**
    - **[static]**

- libpowerfip.a [x86 static lib]
- libpowerfip.so.1.0.2 [x86 shared lib]
- **[x86\_64]**
  - **[static]**
    - libpowerfip.a [x86\_64 static lib]
    - libpowerfip.so.1.0.2 [x86\_64 shared lib]
- **[tools] :**  
Turnkey examples to get started as soon as possible!
  - **[pwrfig\_2sta]**
  - **[pwrfig\_performance]**
- install.sh
- uninstall.sh
- release-notes.txt
- readme.txt

### 3.1.1. Kernel Module

Open a terminal, and go to the linux driver directory:

```
$ cd driver/linux
```

Execute the following commands to build and install the kernel module:

```
$ make  
$ sudo ./install.sh
```



#### Two files will be copied to your system

1. **powerfip.ko** file to the path:  
/lib/modules/\$(uname -r)/kernel/drivers/fip
2. **10-powerfip.rules** file to the path:  
/etc/udev/rules.d

To remove the kernel module, enter the following command :

```
$ sudo ./uninstall.sh
```

### 3.1.2. Firmware/Library

Open a terminal, and go to the archive package root.

Then, enter the following command to install the PowerFIP firmware and library on your machine:

```
$ sudo ./install.sh
```



#### Files will be copied to your system

1. **powerfip-firmware.bin** file to the path:  
/usr/local/lib/firmware
2. **libpowerfip.a** and **libpowerfip.so.1.0.2** files to the path:  
/usr/local/lib
3. **header (\*.h)** files to the path:  
/usr/local/include/powerfip

To remove these files, enter the following command:

```
$ sudo ./uninstall.sh
```

## 3.2. Windows

Run the latest installer (.exe), and follow the wizard steps. All the files will be copied to the folder:

```
C:\Program Files (x86)\Exoligent\PowerFIP\
```

This directory has the following tree structure

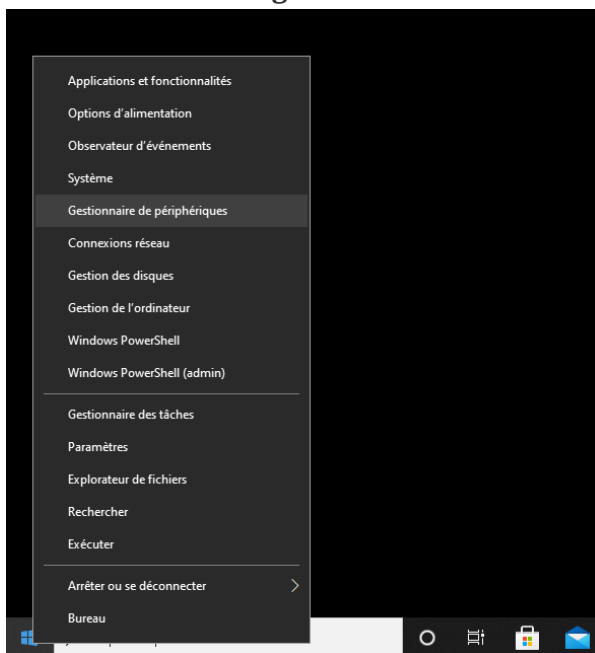
- **[docs]**
  - PowerFIP Library - User's Guide (\*.pdf) :  
The User's Guide in PDF format.
  - powerfip.html :  
The User's Guide in HTML format.
- **[drivers]**
  - **[win]**  
The binaries of the Windows driver for Exoligent PowerFIP PCI/PCIe devices:
    - **[Driver]**
      - **[x86]**
        - pwrfig.sys
      - **[x86-64]**
        - pwrfig64.sys
    - pwrfig.cat
    - pwrfig.inf
    - pwrfig64.cat
- **[firmware]**  
The PowerFIP coprocessor firmware for RISC-V Soft-CPU target :
  - powerfip-firmware.bin
- **[include]**  
Header files to include in your projects to use the library:
  - libpowerfip.h
  - mbox-common.h
  - powerfip-common.h
  - powerfip-drv.h
  - powerfip-mbox-common.h
- **[lib]**
  - **[i686]**
    - **[static]** - MinGW compiler: i686-8.1.0-posix-dwarf-rt\_v6-rev0

- libpowerfip.a [x86 static lib]
- libpowerfip.dll [x86 shared lib]
- libpowerfip.lib [x86 import lib]
- **[x86\_64]**
  - **[static]** - MinGW compiler: x86\_64-8.1.0-posix-seh-rt\_v6-rev0
    - libpowerfip.a [x86\_64 static lib]
    - libpowerfip.dll [x86\_64 shared lib]
    - libpowerfip.lib [x86\_64 import lib]
- **[tools]** :  
Turnkey examples to get started as soon as possible!
  - **[pwrfig\_2sta]**
  - **[pwrfig\_performance]**
- release-notes.txt
- readme.txt

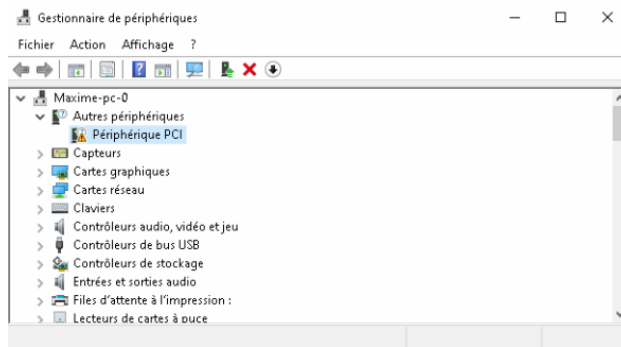
### 3.2.1. Driver

#### Installation

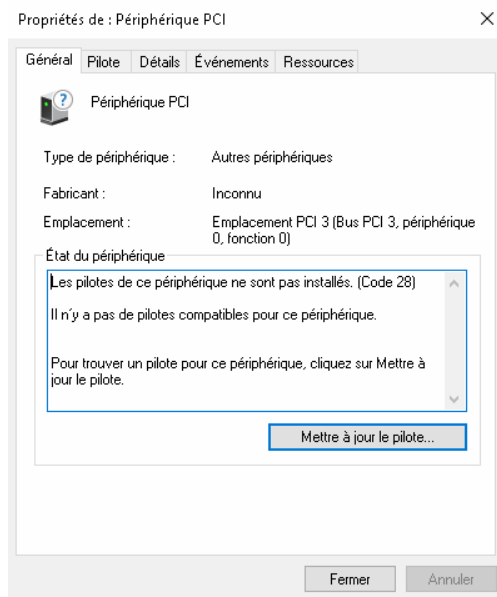
- Open the **Device Manager** window
  - Press **Windows+X** or right-click to **Start** button, then a menu will appear
  - Select **Device Manager** from the list



- Double-click on the new **Other PCI bridge device** detected



- Click on **Update the driver**

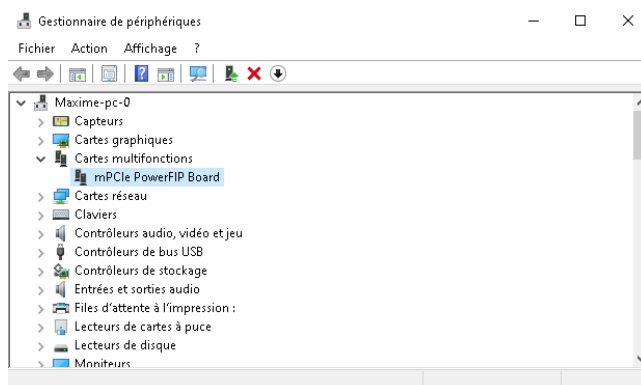


- Select the last package driver, and click on **Next** button

# Target directory for driver

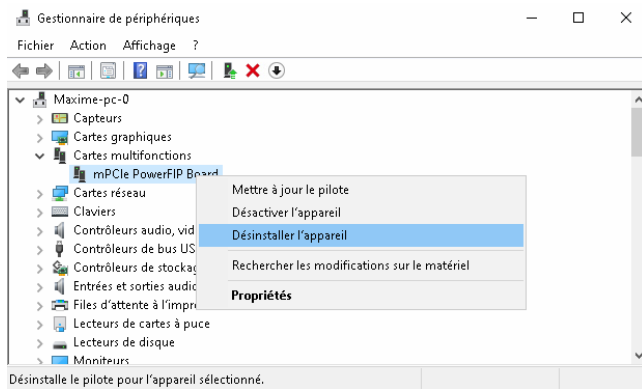
C:\Program Files (x86)\Exoligent\PowerFIP\drivers\win

- PowerFIP driver is now installed !

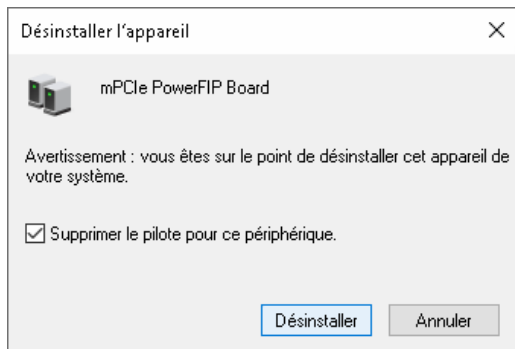


## Uninstallation

- Go to the **Device Manager** window
- Right-click on the PowerFIP device to be removed, and click on **Uninstall** button



- Check **Remove the driver for this device**, and confirm the device uninstall



### 3.2.2. Firmware/Library

The PowerFIP firmware and library will be automatically installed by the package wizard.



#### Files will be copied to your system

1. **powerfip-firmware.bin** file to the path:  
C:\Program Files (x86)\Exoligent\PowerFIP\firmware
2. **libpowerfip.dll** file to the path:  
C:\Program Files (x86)\Exoligent\PowerFIP\lib
3. **header (\*.h)** files to the path:  
C:\Program Files (x86)\Exoligent\PowerFIP\include

To remove the package, execute the uninstaller wizard:

```
C:\Program Files (x86)\Exoligent\PowerFIP\Uninstall.exe
```

## 3.3. Examples

To quickly get into the swing of things, the source code of some examples is provided with the package.

To access to the examples, open a terminal and enter the following commands:

*Linux*

```
# From extracted archive directory
$ cd tools
```

*Windows*

```
$ cd C:\Program Files (x86)\Exoligent\PowerFIP\tools
```



If you do not have administrator rights, it is advisable to copy/paste the following directories into your own workspace:

- C:\Program Files (x86)\Exoligent\PowerFIP\tools
- C:\Program Files (x86)\Exoligent\PowerFIP\lib
- C:\Program Files (x86)\Exoligent\PowerFIP\include

For example paste it to a new directory in 'My Documents':

- C:\Users\%USERNAME%\Documents\PowerFIP\tools
- C:\Users\%USERNAME%\Documents\PowerFIP\lib
- C:\Users\%USERNAME%\Documents\PowerFIP\include

We will now briefly describe the examples:

### 3.3.1. Simple Test - pwrfig\_2sta

This example aims at making two FIP nodes communicate with each other through the FIP network with exchange of periodic and aperiodic variables.

The configuration of FIP nodes is done via static structures (see [tools/pwrfig\\_2sta/sta.h](#)), and tries to cover all available FIP services (MPS writing/reading, Aperiodic variable list requesting, Messages sending/receiving, SM-MPS reading, Presence Test, ...).



The example will therefore only work completely if you have two PCI/PCIe PowerFIP devices connected together with a FIP cable.

However, it is still possible to start a single station to observe the FIP traffic emitted by the device. Indeed the FIP node will try to start by default in *master* mode (with an active bus arbiter).



**Build the example:***Linux*

```
$ cd tools/pwrfip_2sta  
  
# Build for i386 target (32-bit)  
$ make MACHINE=i386  
  
# Build for x86_64 target (64-bit)  
$ make MACHINE=x86_64
```

*Windows*

```
# Build the example with static method way.  
$ set SYS_NAME=windows  
$ cd tools/pwrfip_2sta  
  
# Build for i686 target (32-bit)  
# Note: MinGW compiler: i686-8.1.0-posix-dwarf-rt_v6-rev0  
$ make MACHINE=i686  
  
# Build for x86_64 target (64-bit)  
# Note: MinGW compiler: x86_64-8.1.0-posix-seh-rt_v6-rev0  
$ make MACHINE=x86_64
```

**Get the help:***Linux*

```
$ ./pwrfip_2sta -h
```

*Windows*

```
$ pwrfip_2sta.exe -h
```

Usage: pwrfig\_2sta [OPTION]...

It tests FIP board communication with PowerFIP library.

By default, if no option is added, the app opens the first PCI/PCIe device with index 1 [-i 1], and starts FIP node 0 (addr=0) [-s 0] with bitrate sets to 1Mbps [-b 1].

Options:

- i device index [default=1]
- s FIP stations to start [default=0]
  - 0: station0
  - 1: station1
- b FIP bitrate [default=1]
  - 0: 31.25Kbps
  - 1: 1Mbps
  - 2: 2.5Mbps
  - 3: 5Mbps
- l list the FIP boards present on the host machine
- h show this help and exit
- v, show version and exit

Examples:

```
pwrfig_2sta -i 1 -s 0 -b 1
```

### Launch FIP node 0:

#### *Linux*

```
# Adding the SYS_NICE capability as Effective and Permitted to the binary
# => This root command is executed only once after the binary building
$ sudo setcap cap_sys_nice+ep ./pwrfig_2sta
```

```
$ ./pwrfig_2sta -i 1 -s 0 -b 1
```

#### *Windows*

```
$ pwrfig_2sta.exe -i 1 -s 0 -b 1
```

```

[01-04 14:57:17.456307] app => [info] [fip] device info
[01-04 14:57:17.456390] app => [info]     index      : 1
[01-04 14:57:17.456409] app => [info]     fsn        : 0x28d00484cf61
[01-04 14:57:17.456422] app => [info]     vid        : 0x11aa
[01-04 14:57:17.456434] app => [info]     did        : 0x1556
[01-04 14:57:17.456451] app => [info]     ssvd       : 0x11aa
[01-04 14:57:17.456467] app => [info]     ssdid      : 0x5811
[01-04 14:57:17.456481] app => [info]     bar_cnt    : 2
[01-04 14:57:17.456493] app => [info]     bar_bsz[0] : 4096
[01-04 14:57:17.456509] app => [info]     bar_base[0] : 0xa6000000
[01-04 14:57:17.456528] app => [info]     bar_bsz[1] : 33554432
[01-04 14:57:17.456544] app => [info]     bar_base[1] : 0xa4000000
[01-04 14:57:17.456559] app => [info]     irq_number  : 148
[01-04 14:57:17.456575] app => [info]     drv_version : 1.3.0
[01-04 14:57:17.456592] app => [info] test: v2.1.0 - pwrfig lib: v1.0.0
[01-04 14:57:17.456607] sta0 => [info] [fip] node configuration
[01-04 14:57:17.456625] sta0 => [info] [fip] bus arbiter infos
[01-04 14:57:17.456643] sta0 => [info]     start      : 1306800us
[01-04 14:57:17.456659] sta0 => [info]     election    : 77700us
[01-04 14:57:17.456675] sta0 => [info] [fip] node init
[01-04 14:57:17.456704] sta0 => [event] reset component (powerfip)
[...]
```

The example sequence is as follows:

- Open PCI/PCIe device (index 1)
- Load Configuration (fip node 0)
- Start the Bus Arbiter (start-up time: 1306800us, election time: 77700us)
- Infinite Loop

During this loop, an interrupt is raised by the FIP coprocessor each time an ID\_DAT(0x9003) is transmitted on the FIP network (i.e. at the macrocycle frequency: here T=40ms).

This interrupt triggers the user handler linked to the SM-MPS BA synchronization variable (see: `tst_pwr_fip_ba_sync_handler` function in the file: `tools/pwr_fip_2sta/sta.c`).

As this function is clocked on the macrocycle, we take the opportunity to perform some actions within it:



- Station 0:
  - Produce 1 periodic variable on the network
    - 0x3800 (with aperiodic var/msg request capabilities enabled) [ie. can produce a `RP_DAT_RQx` and `RP_DAT_MSG` frames]
  - Consume 1 periodic variable from the network
    - 0x3801
  - Request for a list of aperiodic variables (by switching between two lists after each request)
    - 1<sup>st</sup> list ⇒ 2 IDs: 0x7800, 0x7801
    - 2<sup>nd</sup> list ⇒ 4 IDs: 0x1000, 0x1001, 0x1100, 0x1101

- Break the loop on an user keyboard press
- Stop Bus Arbiter
- Unload Configuration
- Close PCI/PCIe device

### 3.3.2. Performance Test - `pwr_fip_performance`

This example is very similar in structure to the previous example.

However, here the goal of the test is to measure the performance of the user read/write operation of the FIP variables from/to the database embedded in the FIP coprocessor.

Thanks to this we can evaluate the min/avg/max access times to the coprocessor depending on the amount of useful data read or written.

At the end of the test, a diagnostic report is generated and gives the access times (minimum, average, maximum) according to the length of the FIP user data produced or consumed: `tools/pwr_fip_performance/report_idx1.txt`.

In the same way as for the previous test, to have a complete performance report, the two FIP nodes in the example must be connected to each other.

Example of two PCI/PCIe PowerFIP devices on the same PC with two terminals:

*Linux - Test launch*

```
# Adding the SYS_NICE capability as Effective and Permitted to the
binary
# => This root command is executed only once after the binary building
$ sudo setcap cap_sys_nice+ep ./pwrfig_performance
```

```
# => Terminal 1
# starts PCI/PCIe device index 1 with FIP node configuration 0
$ ./pwrfig_performance -i 1 -s 0
```

```
# => Terminal 2
# start PCI/PCIe device index 2 with FIP node configuration 1
$ ./pwrfig_performance -i 2 -s 1
```

*Windows - Test launch*

```
# => Terminal 1
# starts PCI/PCIe device index 1 with FIP node configuration 0
$ pwrfig_performance.exe -i 1 -s 0
```

```
# => Terminal 2
# start PCI/PCIe device index 2 with FIP node configuration 1
$ pwrfig_performance.exe -i 2 -s 1
```

This makes it possible to generate performance curves according to the execution context (PC architecture, real-time OS, etc.).

# Chapter 4. Functions

In this chapter, we will discover and describe the whole API (Application Programming Interface) of *POWERFIP*.

## 4.1. General

### 4.1.1. init

#### Description

Library internal initialization

#### Prototype

```
int pwrfig_init()
```

#### Parameters

- *IN* - None
- *OUT* - None

#### Return Value

If successful, `pwrfig_init()` returns 0.

If unsuccessful, `pwrfig_init()` returns -1 and sets `errno` value.

#### Remarks



This function must always be called before using any other function of the library.

### 4.1.2. exit

#### Description

Free all internal ressources used by the PowerFIP library

#### Prototype

```
void pwrfig_exit()
```

#### Parameters

- *IN* - None
- *OUT* - None

#### Return Value

NONE

#### Remarks



This function must always be called at the end of the use of the library.

### 4.1.3. version\_get

#### Description

Gets the software library version.

#### Prototype

```
const struct pwrfig_version *pwrfig_version_get()
```

#### Parameters

- *IN* - None
- *OUT* - None

#### Return Value

Pointer to a `struct pwrfig_version`.

#### Example

```
int main(int argc, char *argv[])
{
    const struct pwrfig_version *lib_version;

    pwrfig_init();

    /* pwrfig - get lib version */
    lib_version = pwrfig_version_get();

    printf("pwrfig lib: v%d.%d.%d [build date: %02d/%02d/%02d]\n",
        lib_version->info.major,
        lib_version->info.minor,
        lib_version->info.patch,
        lib_version->date.info.month,
        lib_version->date.info.day,
        lib_version->date.info.year);

    pwrfig_exit();

    return 0;
}
```



#### 4.1.4. error\_get

##### Description

Gets the last error code.

##### Prototype

```
int pwrfig_error_get()
```

##### Parameters

- *IN* - None
- *OUT* - None

##### Return Value

The last error code.

##### Remarks

See `enum pwrfig_error_code` to get the list of the specific library errors codes.

### 4.1.5. strerror

#### Description

Gets the error string specified by its error code.



The library provides this error code via the *lvalue*: ***errno*** or via `pwrfig_error_get()` function.

#### Prototype

```
const char *pwrfig_strerror(int err)
```

#### Parameters

- *IN*
  - **err**:  
Error code.
- *OUT* - None

#### Return Value

Error in string format.

#### Remarks

See `enum pwrfig_error_code` to get the list of the specific library errors codes.

## 4.2. Device

### 4.2.1. device\_list\_get

#### Description

Gets the list of PCI/PCIe powerfip devices present on the system.



The PowerFIP driver supports up to **16** devices.

#### Prototype

```
int pwrfig_device_list_get(struct pwrfig_dev_infos *dev_infos,  
                           int *dev_cnt)
```

#### Parameters

- *IN* - None
- *OUT*
  - **dev\_infos:**  
Information list of detected devices.  
See `struct pwrfig_dev_infos`.
  - **dev\_cnt:**  
Count of detected devices.

#### Return Value

If successful, `pwrfig_device_list_get()` returns 0.

If unsuccessful, `pwrfig_device_list_get()` returns -1 and sets `errno` to one of the following values:

- **EINVAL:**  
Invalid input/output parameter.

### 4.2.2. device\_open

#### Description

Opens a PCI/PCIe powerfip device.

#### Prototype

```
struct pwrfig_dev *pwrfig_device_open(uint8_t dev_id)
```

#### Parameters

- *IN*
  - **dev\_id:**  
Device index on the system.
- *OUT* - None

#### Return Value

If successful, `pwrfig_device_open()` returns a new `struct pwrfig_dev` pointer (opaque structure).

If unsuccessful, `pwrfig_device_open()` returns NULL and sets `errno` to one of the following values:

- **EINVAL:**  
Invalid input parameter.
- **ENOMEM:**  
Memory allocation error.
- **[..]:**  
Other posix errors related to a file opening error

### 4.2.3. device\_reset

#### Description

Resets PCI/PCIe PowerFIP device.

- FIP Coprocessor reset
- Logic interface reset (of carrier board)

#### Prototype

```
int pwrfig_device_reset(struct pwrfig_dev *dev)
```

#### Parameters

- *IN*
  - **dev:**  
Pointer to the device to reset.
- *OUT* - None

#### Return Value

If successful, `pwrfig_device_reset()` returns 0.

If unsuccessful, `pwrfig_device_reset()` returns -1 and sets `errno` to one of the following values:

- **EINVAL:**  
Invalid input parameter.

#### 4.2.4. device\_close

##### Description

Closes a PCI/PCIe powerfip device.

##### Prototype

```
int pwrfig_device_close(struct pwrfig_dev *dev)
```

##### Parameters

- *IN*
  - **dev:**  
Pointer to the device to close.
- *OUT* - None

##### Return Value

If successful, `pwrfig_device_close()` returns 0.

If unsuccessful, `pwrfig_device_close()` returns -1 and sets `errno` to one of the following values:

- **EINVAL:**  
Invalid device pointer.

### 4.2.5. device\_infos\_get

#### Description

Gets information relative to the PCI/PCIe device.

#### Prototype

```
int pwrfig_device_infos_get(struct pwrfig_dev *dev,  
                           struct pwrfig_dev_infos *info)
```

#### Parameters

- *IN*
  - **dev:**  
Pointer to the device to query.
- *OUT*
  - **info:**  
Info structure.  
See `struct pwrfig_dev_infos`.

#### Return Value

If successful, `pwrfig_device_infos_get()` returns 0.

If unsuccessful, `pwrfig_device_infos_get()` returns -1 and sets `errno` to one of the following values:

- **EINVAL:**  
Invalid input/output parameter.

## 4.2.6. device\_report\_get

### Description

Gets various information about the PowerFIP board.

### Prototype

```
int pwrfig_device_report_get(struct pwrfig_dev *dev,  
                             struct pwrfig_dev_report *report)
```

### Parameters

- *IN*
  - **dev:**  
Pointer to the device to query.
- *OUT*
  - **report:**  
Device report.  
See `struct pwrfig_dev_report`.

### Return Value

If successful, `pwrfig_device_report_get()` returns 0.

If unsuccessful, `pwrfig_device_report_get()` returns -1 and sets `errno` to one of the following values:

- **EINVAL:**  
Invalid input/output parameter.



## 4.3. AE/LE

### 4.3.1. aele\_create

#### Description

The function `pwrfig_aele_create()` creates an Application/Layer entity attached to a FIP node. This container will gather all the production/consumptions variables and messages related to the local application.

#### Prototype

```
struct pwrfig_aele *pwrfig_aele_create(struct pwrfig_node *node);
```

#### Parameters

- *IN*
  - **node:**  
Pointer to a `struct pwrfig_node`.
- *OUT* - None

#### Return Value

Pointer to a `struct pwrfig_aele` (opaque structure).

### 4.3.2. aele\_delete

#### Description

The function `pwrfig_aele_delete()` deallocates a specific application/layer entity; and removes all items (variable, messages) attached to it.

#### Prototype

```
int pwrfig_aele_delete(struct pwrfig_aele *aele)
```

#### Parameters

- *IN*
  - **aele:**  
Application entity to delete.
- *OUT* - None

#### Return Value

If successful, `pwrfig_aele_delete()` returns 0.

If unsuccessful, `pwrfig_aele_delete()` returns -1 and sets `errno` to one of the following values:

- **PWRFIP\_ERR\_AELE\_NOT\_STOP:**  
AE/LE is currently running. Stop it before try to delete it.

### 4.3.3. msg\_create

#### Description

Creates a FIP message inside an user's application context.

#### Prototype

```
struct pwrfig_msg *pwrfig_msg_create(  
    struct pwrfig_aele *aele, struct pwrfig_msg_cfg *cfg)
```

#### Parameters

- *IN*
  - **aele**:  
Pointer to a user's application context (AE/LE).
  - **cfg**:  
Pointer to a message's configuration structure.  
See `struct pwrfig_msg_cfg`.
- *OUT* - None

#### Return Value

If successful, `pwrfig_msg_create()` returns a new `struct pwrfig_msg` pointer.

If unsuccessful, `pwrfig_msg_create()` returns NULL and sets `errno` to one of the following values:

- **EINVAL**:  
Invalid input parameters.
- **ENOMEM**:  
Memory allocation error.
- **PWRFIP\_ERR\_AELE\_NOT\_STOP**:  
AE/LE is currently running. Stop it before trying to create new objects.
- **PWRFIP\_ERR\_CFG\_MSG\_EXIST**:  
Impossible to create this message. The AE/LE context already contains a message with the same header.
- **PWRFIP\_ERR\_NODE\_MSG\_CAP\_NOT\_SUPPORTED**:  
The node doesn't support the messaging service.  
See `.msg.enable` field of `struct pwrfig_node_cfg`.
- **PWRFIP\_ERR\_CFG\_MSG\_TYPE\_UNKNOWN**:  
Unknown message type.  
See `enum pwrfig_msg_type`.
- **PWRFIP\_ERR\_CFG\_MSG\_TX\_CH\_PER\_UNKNOWN**:  
Unknown periodic message TX channel.  
See `enum pwrfig_msg_tx_channel`.
- **PWRFIP\_ERR\_CFG\_MSG\_TX\_CH\_PER\_NOID**:

No ID attached to the periodic TX channel.

See `.msg.tx_per_fifo_id[]` field of `struct pwrfig_node_cfg`.

- **PWRFIP\_ERR\_CFG\_MSG\_TX\_ACK\_MODE\_UNKNOWN:**

Unknown message acknowledgement mode.

See `enum pwrfig_msg_tx_ack_mode`.

## Example

```
static struct pwrfig_msg_cfg prod_msg_cfg = {
    .type = PWRFIP_MSG_TYPE_SEND,
    .tx.channel = PWRFIP_MSG_TX_CH_APER,
    .tx.ack_mode = PWRFIP_MSG_TX_ACK_MODE_SDA,
    /* local data link layer address: 0x0C0000 */
    .hdr.src.seg = 0,
    .hdr.src.lsap = 0x0C00, /* ssap */
    /* remote data link layer address: 0x0C0100 */
    .hdr.dst.seg = 0,
    .hdr.dst.lsap = 0x0C01, /* dsap (=target) */
    .pwrfig_msg_handler = NULL,
};

static struct pwrfig_msg_cfg cons_msg_cfg = {
    .type = PWRFIP_MSG_TYPE_RECV,
    /* remote data link layer address: 0x0C0100 */
    .hdr.src.seg = 0,
    .hdr.src.lsap = 0x0C01, /* ssap */
    /* local data link layer address: 0x0C0000 */
    .hdr.dst.seg = 0,
    .hdr.dst.lsap = 0x0C00, /* dsap (=target) */
    .pwrfig_msg_handler = NULL,
};

int main(int argc, char *argv[])
{
    int i, err = 0;
    struct pwrfig_node_cfg node_cfg;
    struct pwrfig_node *node;
    struct pwrfig_aele *al;
    struct pwrfig_msg *prod_msg, *cons_msg;

    /**
     * Node initialization
     */
    memset(&node_cfg, 0, sizeof(struct pwrfig_node_cfg));
    node_cfg.fip_phy_addr = 0;
    node_cfg.fip_seg_num = 0;
    node_cfg.msg.enable = 1;
    if (node_cfg.msg.enable) {
        /* set rx messaging sensitivity only for messages destined
```

```

    * for segment 0 with DSAP values configured for the node
    */
    node_cfg.msg.rx_segment_tab[0] = PWRFIP_MSG_SEG_ACCEPT_LTD;
    node_cfg.msg.rx_fifo_size = 0; /* 0 to set default value (30) */
    node_cfg.msg.tx_aper_fifo_size = 0; /* default value for tx aper channel:
        * tx fifo depth = 24 messages
        */

    node_cfg.msg.tx_max_repeat = 3; /* 3 tx retries in case of error */
    /* periodic messaging channels are disabled */
    for (i = 0; i < PWRFIP_MSG_TX_CH_PER_CNT; ++i)
        node_cfg.msg.tx_per_fifo_id[i] = 0; /* no id attached */

}
/*...: other node configuration fields to fill (ba, handlers...) */
node = pwrfig_node_init(&node_cfg);
if (!node) {
    printf("node creation failed: %s\n", pwrfig_strerror(errno));
    err = -1;
    goto end;
}

/* create an aele context */
al = pwrfig_aele_create(node);
if (!al) {
    printf("aele creation failed: %s\n", pwrfig_strerror(errno));
    err = -1;
    goto end;
}

/* create a tx message */
prod_msg = pwrfig_msg_create(al, &prod_msg_cfg);
if (!prod_msg) {
    printf("tx message creation failed: %s\n", pwrfig_strerror(errno));
    err = -1;
    goto end;
}

/* create a rx message */
cons_msg = pwrfig_msg_create(al, &cons_msg_cfg);
if (!cons_msg) {
    printf("rx message creation failed: %s\n", pwrfig_strerror(errno));
    err = -1;
    goto end;
}

/**
 * Other tasks
 */
/* ... */

```

```
end:
    /**
     * Node exit
     */
    /*...*/
    return err;
}
```

### 4.3.4. msg\_delete

#### Description

Deallocates a specific message from an application entity (AE/LE).

#### Prototype

```
int pwrfig_msg_delete(struct pwrfig_msg *msg)
```

#### Parameters

- *IN*
  - **msg:**  
Pointer to the message to delete.  
See `struct pwrfig_msg`.
- *OUT* - None

#### Return Value

If successful, `pwrfig_msg_delete()` returns 0.

If unsuccessful, `pwrfig_msg_delete()` returns -1 and sets `errno` to one of the following values:

- **EINVAL:**  
Invalid input parameter.
- **PWRFIG\_ERR\_AELE\_NOT\_STOP:**  
AE/LE attached to this message is currently running. Stop it before try to delete it.

### 4.3.5. sm\_var\_create

#### Description

Creates an additionnal SM-MPS variables inside an user's application context.

This function is used to allow the local node to consume SM-MPS variables produced by remote nodes.

#### Prototype

```
struct pwrfig_var *pwrfig_sm_var_create(  
    struct pwrfig_aele *aele, enum pwrfig_sm_var_type type,  
    uint8_t node_addr)
```

#### Parameters

- *IN*
  - **aele:**  
Pointer to a user's application context (AE/LE).
  - **type:**  
Type of SM-MPS variable to create.  
See `enum pwrfig_sm_var_type`.
  - **node\_addr:**  
Remote node address.
- *OUT* - None

#### Return Value

If successful, `pwrfig_sm_var_create()` returns a new `struct pwrfig_var` pointer.

If unsuccessful, `pwrfig_sm_var_create()` returns NULL and sets `errno` to one of the following values:

- **EINVAL:**  
Invalid input parameters.
- **ENOMEM:**  
Memory allocation error.
- **PWRFIP\_ERR\_AELE\_NOT\_STOP:**  
AE/LE is currently running. Stop it before trying to create new objects.
- **PWRFIP\_ERR\_CFG\_VAR\_EXIST:**  
Impossible to create this variable. The AE/LE context already contains a variable with this FIP identifier.
- **PWRFIP\_ERR\_CFG\_VAR\_DIR:**  
An update of the variable tried to be applied; but it's impossible to change the direction of the variable (prod/cons) for this FIP identifier.
- **PWRFIP\_ERR\_CFG\_MSG\_PROD:**  
Impossible to link a produced message on this FIP identifier. A consumed variable is already



attached to it.

- **PWRFIP\_ERR\_CFG\_MSG\_DIR:**

A FIP production message is already attached to this FIP identifier; so it is impossible to change the production channel.

### Example

```
int main(int argc, char *argv[])
{
    int err = 0;
    struct pwrfig_node *node;
    struct pwrfig_aele *al;

    /**
     * Node initialization.
     * Note: We assume here that the local node created has a FIP address = 1
     */
    /*...*/

    /**
     * Create an aele context.
     * Note: When the AE/LE is created, the following SM-MPS variables are
     * automatically created: 0x9003, 0x9002, 0x10XY, 0x11XY, 0x14XY where
     * XY is the local node address (here, FIP address = 1).
     * If the node is master (ba active), 0x9002 and 0x9003 variables will
     * be automatically produced and updated by the library; otherwise they
     * will only be consumed.
     * Moreover 0x10XY, 0x11XY, 0x14XY are always automatically produced and
     * updated by the library.
     */
    al = pwrfig_aele_create(node);
    if (!al) {
        printf("aele creation failed: %s\n", pwrfig_strerror(errno));
        err = -1;
        goto end;
    }

    /**
     * Creates other sm-mps variables to consume.
     * Note: In this example, the local station will be connected to the remote
     * stations 2 and 3; and we would like to be able to read their system
     * management variables. So we create them.
     */
    /* => creates consumed SM-MPS variables: 0x1002, 0x1102, 0x1402 */
    pwrfig_sm_var_create(al, PWRFIP_SM_VAR_IDENT, 2);
    pwrfig_sm_var_create(al, PWRFIP_SM_VAR_REPORT, 2);
    pwrfig_sm_var_create(al, PWRFIP_SM_VAR_PRESENCE, 2);

    /* => creates consumed SM-MPS variables: 0x1003, 0x1103, 0x1403 */
}
```

```
pwrfig_sm_var_create(al, PWRFIG_SM_VAR_IDENT, 3);
pwrfig_sm_var_create(al, PWRFIG_SM_VAR_REPORT, 3);
pwrfig_sm_var_create(al, PWRFIG_SM_VAR_PRESENCE, 3);

/**
 * Other tasks
 */
/* ... */

end:
/**
 * Node exit
 */
/*...*/
return err;
}
```

### 4.3.6. var\_create

#### Description

Creates a FIP variable inside an user's application context.

#### Prototype

```
struct pwrfig_var *pwrfig_var_create(struct pwrfig_aele *aele,  
                                     struct pwrfig_var_cfg *cfg)
```

#### Parameters

- *IN*
  - **aele:**  
Pointer to a user's application context (AE/LE).
  - **cfg:**  
Pointer to a variable's configuration structure.  
See `struct pwrfig_var_cfg`.
- *OUT* - None

#### Return Value

If successful, `pwrfig_var_create()` returns a new `struct pwrfig_var` pointer.

If unsuccessful, `pwrfig_var_create()` returns NULL and sets `errno` to one of the following values:

- **EINVAL:**  
Invalid input parameters.
- **ENOMEM:**  
Memory allocation error.
- **PWRFIP\_ERR\_AELE\_NOT\_STOP:**  
AE/LE is currently running. Stop it before trying to create new objects.
- **PWRFIP\_ERR\_CFG\_VAR\_EXIST:**  
Impossible to create this variable. The AE/LE context already contains a variable with this FIP identifier.
- **PWRFIP\_ERR\_CFG\_VAR\_DIR:**  
An update of the variable tried to be applied; but it's impossible to change the direction of the variable (prod/cons) for this FIP identifier.
- **PWRFIP\_ERR\_CFG\_MSG\_PROD:**  
Impossible to link a produced message on this FIP identifier. A consumed variable is already attached to it.
- **PWRFIP\_ERR\_CFG\_MSG\_DIR:**  
A FIP production message is already attached to this FIP identifier; so it is impossible to change the production channel.

## Example

```

void sync_var_handler(struct pwrfig_node *node,
    struct pwrfig_var *var, struct pwrfig_event *evt);

static struct pwrfig_var_cfg prod_var_cfg = {
    .type = PWRFIG_VAR_TYPE_PROD,
    .id = 0x3800,
    .prod.payload_bsz = 8,
    .prod.flags = \
        /* enable prod status */
        PWRFIG_VAR_FLAGS_REFRESH | \
        /* enable aper var request */
        PWRFIG_VAR_FLAGS_APER_VAR_REQ | \
        /* enable aper msg request */
        PWRFIG_VAR_FLAGS_APER_MSG_REQ,
    .prod.refreshment_ustime = 80000, /* 80ms */
    .prod.evt_type = PWRFIG_EVT_TYPE_NONE,
    .pwrfig_var_handler = NULL,
};

static struct pwrfig_var_cfg cons_var_cfg = {
    .type = PWRFIG_VAR_TYPE_CONS,
    .id = 0x3801,
    .cons.payload_bsz = 8,
    .cons.flags = \
        /* enable prod status */
        PWRFIG_VAR_FLAGS_REFRESH | \
        /* enable promptness checking */
        PWRFIG_VAR_FLAGS_PROMPT | \
        /* enable pdu + len bytes checking */
        PWRFIG_VAR_FLAGS_CHK_PDU_LEN,
    .cons.promptness_ustime = 100000, /* 100ms */
    .cons.evt_type = PWRFIG_EVT_TYPE_NONE,
    .pwrfig_var_handler = NULL,
};

static struct pwrfig_var_cfg sync_var_cfg = {
    .type = PWRFIG_VAR_TYPE_SYNC,
    .id = 0x3000,
    .pwrfig_var_handler = sync_var_handler,
};

int main(int argc, char *argv[])
{
    int err = 0;
    struct pwrfig_node *node;
    struct pwrfig_aele *al;
    struct pwrfig_var *prod_var, *cons_var, *sync_var;

```

```
/**
 * Node initialization
 */
/*...*/

/* create an aelee context */
al = pwrfig_alee_create(node);
if (!al) {
    printf("aelee creation failed: %s\n", pwrfig_strerror(errno));
    err = -1;
    goto end;
}

/* create a production variable */
prod_var = pwrfig_var_create(al, &prod_var_cfg);
if (!prod_var) {
    printf("production variable creation failed: %s\n", pwrfig_strerror(errno));
    err = -1;
    goto end;
}

/* create a consumption variable */
cons_var = pwrfig_var_create(al, &cons_var_cfg);
if (!cons_var) {
    printf("consumption variable creation failed: %s\n", pwrfig_strerror(errno));
    err = -1;
    goto end;
}

/* create a synchronization variable */
sync_var = pwrfig_var_create(al, &sync_var_cfg);
if (!sync_var) {
    printf("synchronization variable creation failed: %s\n", pwrfig_strerror(
errno));
    err = -1;
    goto end;
}

/**
 * Other tasks
 */
/* ... */

end:
/**
 * Node exit
 */
/*...*/
```

```
    return err;  
}
```

### 4.3.7. var\_delete

#### Description

Deallocates a specific variable from an application entity (AE/LE).

#### Prototype

```
int pwrfig_var_delete(struct pwrfig_var *var)
```

#### Parameters

- *IN*
  - **var:**  
Pointer to the variable to delete.  
See `struct pwrfig_var`.
- *OUT* - None

#### Return Value

If successful, `pwrfig_var_delete()` returns 0.

If unsuccessful, `pwrfig_var_delete()` returns -1 and sets `errno` to one of the following values:

- **EINVAL:**  
Invalid input parameter.
- **PWRFIG\_ERR\_AELE\_NOT\_STOP:**  
AE/LE attached to this variable is currently running. Stop it before try to delete it.

## 4.4. Bus Arbiter

### 4.4.1. ba\_mcycle\_create

#### Description

This function creates a new macrocycle (or Bus Arbiter table) attached to a FIP node.



To support this function, the FIP node has to set *Master* capability.

#### Prototype

```
struct pwrfip_ba_mcycle *pwrfip_ba_mcycle_create(  
    struct pwrfip_node *node,  
    struct pwrfip_ba_mcycle_cfg *cfg)
```

#### Parameters

- *IN*
  - **node:**  
Pointer to the FIP node where to create the new macrocycle.  
See `struct pwrfip_node`.
  - **cfg:**  
Pointer to a macrocycle configuration structure.  
See `struct pwrfip_ba_mcycle_cfg`.
- *OUT* - None

#### Return Value

If successful, `pwrfip_ba_mcycle_create()` returns a new `struct pwrfip_ba_mcycle` pointer (opaque structure).

If unsuccessful, `pwrfip_ba_mcycle_create()` returns NULL and sets `errno` to one of the following values:

- **EINVAL:**  
Invalid node or macrocycle configuration structure.
- **ENOMEM:**  
Memory allocation error.
- **PWRFIP\_ERR\_MCYCLE\_WIND\_UNKNOWN:**  
Invalid macrocycle window type (see `enum pwrfip_ba_wind_type`).
- **PWRFIP\_ERR\_MCYCLE\_WIND\_COUNT:**  
Macrocycle window count has to be greater than 0.
- **PWRFIP\_ERR\_MCYCLE\_PER\_WIND\_REQ\_COUNT:**  
Requests count inside a macrocycle periodic window has to be greater than 0.
- **PWRFIP\_ERR\_MCYCLE\_PER\_WIND\_REQ\_UNKNOWN:**



Invalid request type inside a macrocycle periodic window.

Requests allowed are only *ID\_DAT* and *ID\_MSG* type.

- **PWRFIP\_ERR\_MCYCLE\_WIND\_TIME\_INC:**

Overlap on macrocycle windows end times.

The *.end\_ustime* field present in the configuration of certain types of bus arbiter window is a time relative to the beginning of the macrocycle.

This time must therefore be increasing as you go through the configuration list.

- **PWRFIP\_ERR\_MCYCLE\_WIND\_END:**

The macrocycle configuration must end with a time window (wait).

## Example

```
#define TST_BA_PER_REQ_COUNT 3
static struct pwrfig_ba_request tst_ba_per_req[TST_BA_PER_REQ_COUNT] = {
    {
        .type = PWRFIP_BA_ID_DAT,
        .id = 0x3800,
    },
    {
        .type = PWRFIP_BA_ID_DAT,
        .id = 0x3801,
    },
    {
        .type = PWRFIP_BA_ID_DAT,
        .id = 0x9003,
    },
};

static struct pwrfig_ba_wind_cfg tst_ba_wind_cfg[2][4] = {
    /* ba mcycle 1 */
    {
        /* 1 - periodic variable window */
        {
            .type = PWRFIP_BA_WIND_PER,
            .per.req_cnt = TST_BA_PER_REQ_COUNT,
            .per.req_list = &tst_ba_per_req[0],
        },
        /* 2 - aperiodic message window */
        {
            .type = PWRFIP_BA_WIND_APER_MSG,
            .aper_msg.end_ustime = 15000,
        },
        /* 3 - aperiodic variable window */
        {
            .type = PWRFIP_BA_WIND_APER_VAR,
            .aper_var.end_ustime = 35000,
            .aper_var.enable_testp = 1, /* enable presence test if no other
                                         * request to dispatch */
        }
    }
};
```

```

    },
    /* 4 - resync wait window */
    {
        .type = PWRFIP_BA_WIND_WAIT,
        .wait.end_ustime = 40000,
        .wait.is_silent = 0, /* fill window with padding frames */
        .wait.is_ext_resync = 0, /* internal resynchronization */
    },
},
/* ba mcycle 2 */
{
    /* 1 - periodic variable window */
    {
        .type = PWRFIP_BA_WIND_PER,
        .per.req_cnt = TST_BA_PER_REQ_COUNT,
        .per.req_list = &tst_ba_per_req[0],
    },
    /* 2 - aperiodic message window */
    {
        .type = PWRFIP_BA_WIND_APER_MSG,
        .aper_msg.end_ustime = 75000,
    },
    /* 3 - resync wait window */
    {
        .type = PWRFIP_BA_WIND_WAIT,
        .wait.end_ustime = 80000,
        .wait.is_silent = 0, /* fill window with padding frames */
        .wait.is_ext_resync = 0, /* internal resynchronization */
    },
    /* no other window */
    {
        .type = 0,
    }
},
};

static struct pwrfig_ba_mcycle_cfg tst_ba_mcycle_cfg[2] = {
    /* ba mcycle 1 */
    {
        .wind_cnt = 4,
        .wind_list = &tst_ba_wind_cfg[0][0],
    },
    /* ba mcycle 2 */
    {
        .wind_cnt = 3,
        .wind_list = &tst_ba_wind_cfg[1][0],
    },
};

```

```
int main(int argc, char *argv[])
{
    int err = 0;
    struct pwrfig_node *node;
    struct pwrfig_ba_mcycle *mcycle[2];

    /**
     * Node initialization
     */
    /*...*/

    /* create two bus arbiter macrocycles */
    for (i = 0; i < 2; ++i) {
        struct pwrfig_ba_mcycle_cfg *mcycle_cfg = &tst_ba_mcycle_cfg[i];

        mcycle[i] = pwrfig_ba_mcycle_create(node, mcycle_cfg);
        if (!mcycle[i]) {
            /* get error */
            printf("macrocycle creation failed: %s\n", pwrfig_strerror(errno));
            err = -1;
            goto end;
        }
    }

    /**
     * Other tasks
     */
    /* ... */

end:
    /**
     * Node exit
     */
    /*...*/
    return err;
}
```

### 4.4.2. ba\_mcycle\_delete

#### Description

The function `pwrfig_ba_mcycle_delete()` deallocates a specific macrocycle.

#### Prototype

```
int pwrfig_ba_mcycle_delete(struct pwrfig_ba_mcycle *mcycle)
```

#### Parameters

- *IN*
  - **mcycle:**  
Macrocycle to delete.
- *OUT* - None

#### Return Value

If successful, `pwrfig_ba_mcycle_delete()` returns 0.

If unsuccessful, `pwrfig_ba_mcycle_delete()` returns -1 and sets `errno` to one of the following values:

- **PWRFIP\_ERR\_BA\_NOT\_STOP:**  
The macrocycle is currently running. Stop it before try to delete it.

### 4.4.3. ba\_startup\_calculate

#### Description

Tool function to calculate compliant start-up and election times for a bus arbiter in an environment where multiple FIP nodes are competing to become *Master*.

#### Prototype

```
int pwrfig_ba_startup_calculate(uint32_t *stup_ustime, uint32_t *elec_ustime,
                                struct pwrfig_ba_startup_cfg *cfg)
```

#### Parameters

- *IN*
  - **cfg:**  
Input parameters for time calculation.  
See `struct pwrfig_ba_startup_cfg`.
- *OUT*
  - **stup\_ustime:**  
BA start-up time calculated in microseconds.
  - **elec\_ustime:**  
BA election time calculated in microseconds.

#### Return Value

If successful, `pwrfig_ba_startup_calculate()` returns 0.

If unsuccessful, `pwrfig_ba_startup_calculate()` returns -1 and sets `errno` to one of the following values:

- **EINVAL:**  
Invalid input/output parameters.
- **PWRFIG\_ERR\_BA\_STUP\_PHY\_ADDR\_INVALID:**  
Local physical address exceeds maximum physical address given.
- **PWRFIG\_ERR\_BA\_STUP\_PRIO\_INVALID:**  
Local priority is higher than maximum one given.



#### *BA Priority*

Priority range is between [0;15], with 0 the highest priority.

- **PWRFIG\_ERR\_BA\_STUP\_TS\_INVALID:**  
*Silence Time* input parameter should not be 0.

#### 4.4.4. ba\_start

##### Description

Starts a specific macrocycle for the master node attached.

##### Prototype

```
int pwrfig_ba_start(struct pwrfig_ba_mcycle *mcycle)
```

##### Parameters

- *IN*
  - **mcycle:**  
Macrocycle to start.
- *OUT* - None

##### Return Value

If successful, `pwrfig_ba_start()` returns 0.

If unsuccessful, `pwrfig_ba_start()` returns -1 and sets `errno` to one of the following values:

- **EINVAL:**  
Invalid macrocycle pointer.
- **PWRFIP\_ERR\_BA\_NOT\_STOP:**  
The node has already a running macrocycle.  
Use `pwrfig_ba_commute()` function instead.
- **PWRFIP\_ERR\_COM\_XXX:**  
Communication error with the coprocessor.

### 4.4.5. ba\_stop

#### Description

Stops the macrocycle of a specific FIP node.

#### Prototype

```
int pwrfig_ba_stop(struct pwrfig_node *node)
```

#### Parameters

- *IN*
  - **node:**  
FIP node to query.  
See `struct pwrfig_node`.
- *OUT* - None

#### Return Value

If successful, `pwrfig_ba_stop()` returns 0.

If unsuccessful, `pwrfig_ba_stop()` returns -1 and sets `errno` to one of the following values:

- **EINVAL:**  
Invalid node pointer.
- **PWRFIG\_ERR\_COM\_XXX:**  
Communication error with the coprocessor.

#### 4.4.6. ba\_commute

##### Description

Switch to the execution of another FIP macrocycle.

##### Prototype

```
int pwrfig_ba_commute(struct pwrfig_ba_mcycle *mcycle)
```

##### Parameters

- *IN*
  - **mcycle:**  
Pointer to the new macrocycle to switch to.
- *OUT* - None

##### Return Value

If successful, `pwrfig_ba_commute()` returns 0.

If unsuccessful, `pwrfig_ba_commute()` returns -1 and sets `errno` to one of the following values:

- **EINVAL:**  
Invalid macrocycle pointer.
- **PWRFIP\_ERR\_BA\_NOT\_RUN:**  
The node does not have a running macrocycle.  
Use `pwrfig_ba_start()` function instead.
- **PWRFIP\_ERR\_COM\_XXX:**  
Communication error with the coprocessor.



### 4.4.7. ba\_status\_get

#### Description

Gets the bus arbiter status for a given FIP node.

#### Prototype

```
int pwrfig_ba_status_get(struct pwrfig_node *node, struct pwrfig_ba_status *status)
```

#### Parameters

- *IN*
  - **node:**  
FIP node to query.  
See `struct pwrfig_node`.
- *OUT*
  - **status:**  
Pointer to an output `struct pwrfig_ba_status`.

#### Return Value

If successful, `pwrfig_ba_status_get()` returns 0.

If unsuccessful, `pwrfig_ba_status_get()` returns -1 and sets `errno` to one of the following values:

- **EINVAL:**  
Invalid input/output parameters.
- **PWRFIP\_ERR\_COM\_XXX:**  
Communication error with the coprocessor.

## 4.5. Messages

### 4.5.1. msg\_send

#### Description

Writes a FIP message to the local coprocessor database.

#### Prototype

```
int pwrfig_msg_send(struct pwrfig_msg *msg)
```

#### Parameters

- *IN*
  - **msg:**  
Pointer to the target message to write.  
See `struct pwrfig_msg`.
- *OUT*
  - **msg:**  
Message's updated info.  
See `struct pwrfig_msg` (`.epoch` and `.error` fields).

#### Return Value

If successful, `pwrfig_msg_send()` returns 0.

If unsuccessful, `pwrfig_msg_send()` returns -1 and sets `errno` to one of the following values:

- **EINVAL:**  
Invalid input parameters.
- **PWRFIP\_ERR\_AELE\_NOT\_RUN:**  
FIP node is not running. It is therefore impossible to query the coprocessor database.
- **PWRFIP\_ERR\_COM\_XXX:**  
Communication error with the coprocessor.

#### Remarks

There are two possible error levels for this operation:

1. The error returned by the `pwrfig_msg_send()` function is related to a context error inside the library, or a communication error with the coprocessor.  
This type of error is quite critical since it indicates a malfunction of the library.
2. The `.error` field returned in the `struct pwrfig_msg` (see `enum pwrfig_msg_err_code`) relates directly to the FIP frame state written to the network.  
It is an indicator of the quality of the frame written.

## Example

```
static struct pwrfig_msg_cfg prod_msg_cfg = {
    .type = PWRFIG_MSG_TYPE_SEND,
    .tx.channel = PWRFIG_MSG_TX_CH_APER,
    .tx.ack_mode = PWRFIG_MSG_TX_ACK_MODE_SDA,
    /* local data link layer address: 0x0C0000 */
    .hdr.src.seg = 0,
    .hdr.src.lsap = 0x0C00, /* ssap */
    /* remote data link layer address: 0x0C0100 */
    .hdr.dst.seg = 0,
    .hdr.dst.lsap = 0x0C01, /* dsap (=target) */
    .pwrfig_msg_handler = NULL,
};

int main(int argc, char *argv[])
{
    int i, err = 0;
    struct pwrfig_node *node;
    struct pwrfig_aele *al;
    struct pwrfig_msg *prod_msg;
    uint16_t w_counter = 0;

    /**
     * Node initialization
     */
    /*...*/

    /* create an aele context */
    al = pwrfig_aele_create(node);
    if (!al) {
        printf("aele creation failed: %s\n", pwrfig_strerror(errno));
        err = -1;
        goto end;
    }

    /* create a production message */
    prod_msg = pwrfig_msg_create(al, &prod_msg_cfg);
    if (!prod_msg) {
        printf("production message creation failed: %s\n", pwrfig_strerror(errno));
        err = -1;
        goto end;
    }

    /* node startup (slave) */
    err = pwrfig_node_start(al, NULL, 0);
    if (err) {
        printf("node startup failed: %s\n", pwrfig_strerror(errno));
        err = -1;
    }
}
```

```
        goto end;
    }

    /* writing loop */
    for(;;) {
        /* update msg payload */
        w_counter++;
        prod_msg->bsz = sizeof(w_counter);
        memcpy(prod_msg->buffer, &w_counter, prod_msg->bsz);

        /* send it to fip network */
        if (pwrfig_msg_send(prod_msg)) {
            printf("w_msg[header: src=0x%08x dst=0x%08x] failed: %s\n",
                prod_msg->hdr.src.addr, prod_msg->hdr.dst.addr,
                pwrfig_strerror(errno));
            /* we consider this error as fatal error; so we
             * stop the test */
            break;
        }

        /* check msg state errors */
        if (prod_msg->error) {
            printf("w_msg[header: src=0x%08x dst=0x%08x] state error: %d\n",
                prod_msg->hdr.src.addr, prod_msg->hdr.dst.addr,
                prod_msg->error);
        }

        usleep(100000); /* 100ms */
    }

end:
    /**
     * Node exit
     */
    /*...*/
    return err;
}
```

## 4.5.2. msg\_tx\_channel\_purge

### Description

Purges the target periodic/apperiodic message TX channel.

### Prototype

```
int pwrfig_msg_tx_channel_purge(struct pwrfig_node *node,
                               enum pwrfig_msg_tx_channel channel,
                               uint16_t *purge_cnt, uint8_t *ch_error);
```

### Parameters

- *IN*
  - **node:**  
Pointer to the target node.  
See `struct pwrfig_node`.
  - **channel:**  
Message TX channel to purge.  
See `enum pwrfig_msg_tx_channel`.
- *OUT*
  - **purge\_cnt:**  
Number of messages purged.
  - **ch\_error:**  
Channel error.  
See `enum pwrfig_msg_err_code`.

### Return Value

If successful, `pwrfig_msg_tx_channel_purge()` returns 0.

If unsuccessful, `pwrfig_msg_tx_channel_purge()` returns -1 and sets `errno` to one of the following values:

- **EINVAL:**  
Invalid input parameters.
- **PWRFIP\_ERR\_AELE\_NOT\_RUN:**  
FIP node is not running. It is therefore impossible to query the coprocessor database.
- **PWRFIP\_ERR\_COM\_XXX:**  
Communication error with the coprocessor.

## 4.6. Node

### 4.6.1. node\_init

#### Description

Creates a new FIP node context inside the library and load it to the local database of a binded coprocessor.

This is the main step in creating a FIP node.

#### Prototype

```
struct pwrfig_node *pwrfig_node_init(struct pwrfig_node_cfg *cfg)
```

#### Parameters

- *IN*
  - **cfg:**  
Pointer to the FIP node configuration.  
See `struct pwrfig_node_cfg`.
- *OUT* - None

#### Return Value

If successful, `pwrfig_node_init()` returns a new `struct pwrfig_node` pointer.

If unsuccessful, `pwrfig_node_init()` returns NULL and sets `errno` to one of the following values:

- **EINVAL:**  
Invalid input configuration.
- **ENOMEM:**  
Memory allocation error.
- **PWRFIG\_ERR\_NODE\_BSS\_OVERFLOW:**  
Node BSS overflow.  
You should reduce the FIFO sizes of the node.
- **PWRFIG\_ERR\_NODE\_HANDLER\_MISSING:**  
Some user handlers are mandatory to continue the node creation:
  - `pwrfig_reset_handler`
  - `pwrfig_error_handler`
- **PWRFIG\_ERR\_NODE\_FRM\_TYPE\_INVALID:**  
Invalid frame type configuration. Should be:
  - `PWRFIG_FRM_FIP`
  - `PWRFIG_FRM_WORLDFIG`
- **PWRFIG\_ERR\_NODE\_BITRATE\_INVALID:**  
Invalid FIP bitrate configuration. Should be:

- PWRFIP\_BITRATE\_31K25
- PWRFIP\_BITRATE\_1M
- PWRFIP\_BITRATE\_2M5
- PWRFIP\_BITRATE\_5M
- **PWRFIP\_ERR\_NODE\_TR\_INVALID:**  
Invalid FIP turnaround time. Range should be:
  - @31.25Kbps : min=424us, max=2240us, default=424us
  - @1Mbps : min=10us, max=70us, default=30us
  - @2.5Mbps : min=14us, max=40us, default=14us
  - @5Mbps : min=32us, max=48us, default=32us
- **PWRFIP\_ERR\_NODE\_TS\_INVALID:**  
Invalid FIP silence time. Range should be:
  - @31.25Kbps : min=4096us, max=64512us, default=4096us
  - @1Mbps : min=70us, max=2056us, default=150us
  - @2.5Mbps : min=96us, max=838us, default=96us
  - @5Mbps : min=92us, max=252us, default=92us
- **PWRFIP\_ERR\_NODE\_RX\_MSG\_FIFO\_SZ:**  
Invalid queue size for message consumption.  
Range value should be: [1..64].
- **PWRFIP\_ERR\_NODE\_RX\_MSG\_SEG\_CAP:**  
Invalid segment capability for consumption message. Should be:
  - PWRFIP\_MSG\_SEG\_IGNORE
  - PWRFIP\_MSG\_SEG\_ACCEPT\_ALL
  - PWRFIP\_MSG\_SEG\_ACCEPT\_LTD
- **PWRFIP\_ERR\_NODE\_TX\_MSG\_FIFO\_SZ:**  
Invalid queue size for message transmission.  
Range value should be: [1..64].
- **PWRFIP\_ERR\_NODE\_TX\_MSG\_REPEAT:**  
Invalid maximum repeats for acknowledged message transmission.  
Range value should be: [0..3].
- **PWRFIP\_ERR\_NODE\_BA\_STUP\_TIMES:**  
The bus arbiter election time must be shorter than the start-up time.
- **PWRFIP\_ERR\_NODE\_BA\_REQ\_FIFO\_SZ:**  
Invalid queue size for BA requests.  
Range value should be: [1..64].
- **PWRFIP\_ERR\_DEV\_ALREADY\_BIND:**  
The provided device is already bound to another FIP node session.

- [...]:  
Other posix errors related to a file opening error

### Example

```
void usr_rst_handler(struct pwrfig_node *node)
{
    /* calling the reset function for a pci/pcie device */
    if (pwrfig_device_reset(node->infos->cfg.dev)) {
        printf("reset failed: %s\n", pwrfig_strerror(errno));
        return;
    }
    _print(src, evt, "reset coprocessor component (powerfip) done\n");
}

void usr_err_handler(struct pwrfig_node *node,
                    enum pwrfig_error_code code)
{
    printf("error_handler: %s (err_code=%d)\n",
          pwrfig_strerror(code), code);
}

int main(int argc, char *argv[])
{
    int err = 0;
    struct pwrfig_dev *dev;
    struct pwrfig_node *node;
    struct pwrfig_node_cfg cfg;

    /* pwrfig lib initialization [mandatory] */
    if (pwrfig_init()) {
        printf("cannot init pwrfig library: %s\n",
              pwrfig_strerror(errno));
        return -1;
    }

    /* open a pci/pcie device (1st index) */
    dev = pwrfig_device_open(1);
    if (!dev) {
        printf("cannot open device: %s\n",
              pwrfig_strerror(errno));
        pwrfig_exit();
        return -1;
    }

    /**
     * Node initialization:
     * Minimal set-up for a PCI/PCIE device
     */
}
```



```

cfg.fip_phy_addr = 1; /* fip node addr = 0x01 */
cfg.fip_seg_num = 0; /* fip node belongs to fip segment 0 */
cfg.fip_frm_type = PWRFIP_FRM_WORLDFIP; /* WorldFIP frame (IEC) */
cfg.fip_bitrate = PWRFIP_BITRATE_1M; /* 1Mbps */
cfg.turn_around_ustime = 0; /* default TR time for 1Mbps (30us) */
cfg.silence_ustime = 0; /* default TS time for 1Mbps (150us) */
cfg.enable_bimedium = 0; /* mono-medium topology (just one channel) */
cfg.msg.enable = 0; /* fip messaging not supported */
cfg.ba.enable = 0; /* no master capability for this node */
cfg.ident.manufacturer_name = "MyVendorName\0";
cfg.ident.model_name = "MyModelName\0";
cfg.ident.revision = 0x10; /* v1.0 */
cfg.dev = dev; /* coprocessor attachment: pci/pcie device to bind */
cfg.pwrfip_error_handler = usr_err_handler; /* local handler to notify
                                             the internal errors of
                                             the library */
cfg.pwrfip_reset_handler = usr_rst_handler; /* local handler to reset
                                             the bound device */

node = pwrfip_node_init(&cfg);
if (!node) {
    printf("node initialization failed: %s\n",
        pwrfip_strerror(errno));
    err = -1;
    goto end;
}

/**
 * Other tasks
 */
/* ... */

end:
/**
 * Node exit
 */
/*...*/

/* close device */
pwrfip_device_close(dev);

/* pwrfip lib exit [mandatory] */
pwrfip_exit();
return err;
}

```

## 4.6.2. node\_exit

### Description

Stops the coprocessor and deallocates all resources attached to the FIP node inside the library.

### Prototype

```
int pwrfig_node_exit(struct pwrfig_node *node)
```

### Parameters

- *IN*
  - **node:**  
Pointer to the FIP node to exit.  
See `struct pwrfig_node`.
- *OUT* - None

### Return Value

If successful, `pwrfig_node_exit()` returns 0.

If unsuccessful, `pwrfig_node_exit()` returns -1 and sets `errno` to one of the following values:

- **EINVAL:**  
Invalid input parameter.
- **PWRFIP\_ERR\_DEV\_IRQ\_HANDLER\_STOPPED:**  
Internal IRQ handler for PCI/PCIe device is already stopped.
- **PWRFIP\_ERR\_AELE\_NOT\_STOP:**  
Cannot stop the Application/Layer entity. The exit procedure has therefore failed.
- **PWRFIP\_ERR\_BA\_NOT\_STOP:**  
Cannot stop the bus arbiter FSM. The exit procedure has therefore failed.
- **PWRFIP\_ERR\_COM\_XXX:**  
Communication error with the coprocessor.

### 4.6.3. node\_status\_get

#### Description

Get the FSM status of the FIP node.

#### Prototype

```
int pwrfig_node_status_get(struct pwrfig_node *node,
                          struct pwrfig_node_status *status)
```

#### Parameters

- *IN*
  - **node:**  
Pointer to the target FIP node.  
See `struct pwrfig_node`.
- *OUT*
  - **status:**  
Pointer to an output `struct pwrfig_node_status`.

#### Return Value

If successful, `pwrfig_node_status_get()` returns 0.

If unsuccessful, `pwrfig_node_status_get()` returns -1 and sets `errno` to one of the following values:

- **EINVAL:**  
Invalid input/output parameters.
- **PWRFIP\_ERR\_COM\_XXX:**  
Communication error with the coprocessor.

#### Example

```
static const char *pwrfig_node_state_str[_PWRFIP_NODE_STATE_MAX] = {
    /* PWRFIP_NODE_STATE_INITIAL */
    "initial",
    /* PWRFIP_NODE_STATE_LOADED */
    "loaded",
    /* PWRFIP_NODE_STATE_READY */
    "ready",
    /* PWRFIP_NODE_STATE_RUNNING */
    "running",
};

static const char *pwrfig_node_op_str[_PWRFIP_NODE_OP_MAX] = {
    /* _PWRFIP_NODE_OP_UNKNOWN */
    "unknown",
    /* PWRFIP_NODE_OP_WAIT_RX_RP_FRM */

```

```
"rx rp frame",
/* PWRFIP_NODE_OP_WAIT_TX_RP_FRM */
"tx rp frame",
/* PWRFIP_NODE_OP_WAIT_RX_ID_FRM */
"rx id frame",
/* PWRFIP_NODE_OP_WAIT_TX_ID_FRM */
"tx id frame",
};

int main(int argc, char *argv[])
{
    int err = 0;
    struct pwrfig_node *node;
    struct pwrfig_node_status n_status;

    /**
     * Node initialization
     */
    /**...*/

    /* get node status */
    err = pwrfig_node_status_get(node, &n_status);
    if (err) {
        printf("node status getter failed: %s\n", pwrfig_strerror(errno));
        goto end;
    }

    printf("node_status\n");
    printf("  node_state      : %d (%s)\n", n_status.state,
        pwrfig_node_state_str[n_status.state]);
    printf("  node_op         : %d (%s)\n", n_status.op,
        pwrfig_node_op_str[n_status.op]);

    /**
     * Other tasks
     */
    /** ... */

end:
    /**
     * Node exit
     */
    /**...*/
    return err;
}
```

## 4.6.4. node\_report\_get

### Description

Gets the full diagnostic report of the FIP node.

### Prototype

```
int pwrfig_node_report_get(struct pwrfig_node *node,  
                           struct pwrfig_node_report *report)
```

### Parameters

- *IN*
  - **node:**  
Pointer to the target FIP node.  
See `struct pwrfig_node`.
- *OUT*
  - **report:**  
Pointer to an output `struct pwrfig_node_report`.

### Return Value

If successful, `pwrfig_node_report_get()` returns 0.

If unsuccessful, `pwrfig_node_report_get()` returns -1 and sets `errno` to one of the following values:

- **EINVAL:**  
Invalid input/output parameters.
- **PWRFIP\_ERR\_COM\_XXX:**  
Communication error with the coprocessor.

### Example

```
static const char *pwrfig_node_state_str[_PWRFIP_NODE_STATE_MAX] = {  
    /* PWRFIP_NODE_STATE_INITIAL */  
    "initial",  
    /* PWRFIP_NODE_STATE_LOADED */  
    "loaded",  
    /* PWRFIP_NODE_STATE_READY */  
    "ready",  
    /* PWRFIP_NODE_STATE_RUNNING */  
    "running",  
};  
  
static const char *pwrfig_ba_state_str[_PWRFIP_BA_STATE_MAX] = {  
    /* PWRFIP_BA_STATE_INITIAL */  
    "initial",  
    /* PWRFIP_BA_STATE_READY */  
    "ready",  
};
```

```

    "ready",
    /* PWRFIP_BA_STATE_STARTING */
    "starting",
    /* PWRFIP_BA_STATE_IDLE */
    "idle",
    /* PWRFIP_BA_STATE_RUNNING */
    "running",
};

static const char *pwrfig_node_op_str[_PWRFIP_NODE_OP_MAX] = {
    /* _PWRFIP_NODE_OP_UNKNOWN */
    "unknown",
    /* PWRFIP_NODE_OP_WAIT_RX_RP_FRM */
    "rx rp frame",
    /* PWRFIP_NODE_OP_WAIT_TX_RP_FRM */
    "tx rp frame",
    /* PWRFIP_NODE_OP_WAIT_RX_ID_FRM */
    "rx id frame",
    /* PWRFIP_NODE_OP_WAIT_TX_ID_FRM */
    "tx id frame",
};

static const char *pwrfig_ba_wind_str[_PWRFIP_BA_WIND_TYPE_MAX] = {
    /* _PWRFIP_BA_WIND_TYPE_NONE */
    "none",
    /* PWRFIP_BA_WIND_PER */
    "periodic",
    /* PWRFIP_BA_WIND_APER_VAR */
    "aper. var",
    /* PWRFIP_BA_WIND_APER_MSG */
    "aper. msg",
    /* PWRFIP_BA_WIND_WAIT */
    "wait",
};

int main(int argc, char *argv[])
{
    int err = 0;
    struct pwrfig_node *node;
    struct pwrfig_node_report n_report; /* full report */
    uint16_t m_state; /* medium state */

    /**
     * Node initialization
     */
    /**...*/

    /**
     * Node startup

```

```

    */
    /*...*/

    /* get node report */
    err = pwrfig_node_report_get(node, &n_report);
    if (err) {
        printf("node report getter failed: %s\n", pwrfig_strerror(errno));
        goto end;
    }

    m_state = n_report.medium_status.state;
    printf("*** coprocessor report:\n");
    printf("  node_state      : %d (%s)\n", n_report.node_status.state,
        pwrfig_node_state_str[n_report.node_status.state]);
    printf("  node_op          : %d (%s)\n", n_report.node_status.op,
        pwrfig_node_op_str[n_report.node_status.op]);
    printf("  ba_state         : %d (%s)\n", n_report.ba_status.state,
        pwrfig_ba_state_str[n_report.ba_status.state]);
    printf("  ba_window        : %d (%s)\n", n_report.ba_status.window,
        pwrfig_ba_wind_str[n_report.ba_status.window]);
    printf("  medium_state     : 0x%04x\n", m_state);
    printf("    [channel 1]\n");
    printf("      enable       : %s\n",
        (m_state & PWRFIG_MEDIUM_STATE_CH1_VALID) ? "yes" : "no");
    printf("      tx_err       : %s\n",
        (m_state & PWRFIG_MEDIUM_STATE_CH1_TX_ERROR) ? "yes" : "no");
    printf("      watchdog     : %s\n",
        (m_state & PWRFIG_MEDIUM_STATE_CH1_WATCHDOG) ? "yes" : "no");
    printf("    [channel 2]\n");
    printf("      enable       : %s\n",
        (m_state & PWRFIG_MEDIUM_STATE_CH2_VALID) ? "yes" : "no");
    printf("      tx_err       : %s\n",
        (m_state & PWRFIG_MEDIUM_STATE_CH2_TX_ERROR) ? "yes" : "no");
    printf("      watchdog     : %s\n",
        (m_state & PWRFIG_MEDIUM_STATE_CH2_WATCHDOG) ? "yes" : "no");
    printf("  tx_err           :\n");
    printf("    ok             : %d\n", n_report.tx_err.ok);
    printf("    collision       : %d\n", n_report.tx_err.collision);
    printf("    consistency    : %d\n", n_report.tx_err.consistency);
    printf("    not_fresh      : %d\n", n_report.tx_err.not_fresh);
    printf("  rx_err           :\n");
    printf("    ok             : %d\n", n_report.rx_err.ok);
    printf("    pre_mis        : %d\n", n_report.rx_err.pre_mis);
    printf("    fsd_mis        : %d\n", n_report.rx_err.fsd_mis);
    printf("    fsd_unk        : %d\n", n_report.rx_err.fsd_unk);
    printf("    fed_mis        : %d\n", n_report.rx_err.fed_mis);
    printf("    crc_bad        : %d\n", n_report.rx_err.crc_bad);
    printf("    pdu_bad        : %d\n", n_report.rx_err.pdu_bad);
    printf("    len_bad        : %d\n", n_report.rx_err.len_bad);

```

```
printf("    not_fresh    : %d\n", n_report.rx_err.not_fresh);
printf("    not_prompt   : %d\n", n_report.rx_err.not_prompt);

/**
 * Other tasks
 */
/* ... */

end:
/**
 * Node exit
 */
/*...*/
return err;
}
```



### 4.6.5. node\_start

#### Description

Starts the FIP node.

The user's application data (AE/LE) as well as the desired macrocycles - if the node has a master capability - are loaded into the local coprocessor database. Then, the node connects to the FIP network in passive mode (slave agent).



To switch the node to active mode (master agent), use `pwrfig_ba_start()` function after this call.

#### Prototype

```
int pwrfig_node_start(struct pwrfig_aele *aele,  
                     struct pwrfig_ba_mcycle **mcycle_list, int mcycle_cnt)
```

#### Parameters

- *IN*
  - **aele:**  
Pointer to the application context (AE/LE: FIP variables/messages) to be loaded to the coprocessor (opaque structure).
  - **mcycle\_list:**  
List of pointers to the macrocycles to be loaded (opaque structures).
  - **mcycle\_cnt:**  
Number of macrocycles to be loaded in the FIP coprocessor.
- *OUT* - None

#### Return Value

If successful, `pwrfig_node_start()` returns 0.

If unsuccessful, `pwrfig_node_start()` returns -1 and sets `errno` to one of the following values:

- **EINVAL:**  
Invalid input parameters.
- **PWRFIP\_ERR\_AELE\_NOT\_STOP:**  
The application context to be loaded is already active elsewhere.
- **PWRFIP\_ERR\_INVALID\_CTX:**  
A macrocycle to be loaded do not belong to the same FIP node as the application context (AE/LE).
- **PWRFIP\_ERR\_COM\_XXX:**  
Communication error with the coprocessor.

## 4.6.6. node\_stop

### Description

Disconnects the FIP node from the network.



Use the `pwrfig_node_start()` function to start a new app session.

No need to reinitialize the node with `pwrfig_node_init()`.

### Prototype

```
int pwrfig_node_stop(struct pwrfig_node *node)
```

### Parameters

- *IN*
  - **node:**  
Pointer to the target FIP node.  
See `struct pwrfig_node`.
- *OUT* - None

### Return Value

If successful, `pwrfig_node_stop()` returns 0.

If unsuccessful, `pwrfig_node_stop()` returns -1 and sets `errno` to one of the following values:

- **EINVAL:**  
Invalid input/output parameters.
- **PWRFIP\_ERR\_COM\_XXX:**  
Communication error with the coprocessor.

## 4.7. Variables

### 4.7.1. var\_write

#### Description

Writes a FIP variable to the local coprocessor database.

#### Prototype

```
int pwrfig_var_write(struct pwrfig_var *var)
```

#### Parameters

- *IN*
  - **var:**  
Pointer to the target variable to write.  
See `struct pwrfig_var`.
- *OUT*
  - **var:**  
Variable's updated info.  
See `struct pwrfig_var (.error` field).

#### Return Value

If successful, `pwrfig_var_write()` returns 0.

If unsuccessful, `pwrfig_var_write()` returns -1 and sets `errno` to one of the following values:

- **EINVAL:**  
Invalid input parameters.
- **PWRFIP\_ERR\_AELE\_NOT\_RUN:**  
FIP node is not running. It is therefore impossible to query the coprocessor database.
- **PWRFIP\_ERR\_COM\_XXX:**  
Communication error with the coprocessor.

#### Remarks

There are two possible error levels for this operation:

1. The error returned by the `pwrfig_var_write()` function is related to a context error inside the library, or a communication error with the coprocessor.  
This type of error is quite critical since it indicates a malfunction of the library.
2. The `.error` field returned in the `struct pwrfig_var` (see `enum pwrfig_var_err_code`) relates directly to the FIP frame state written to the network.  
It is an indicator of the quality of the frame written (good or bad freshness).

## Example

```
static struct pwrfig_var_cfg prod_var_cfg = {
    .type = PWRFIG_VAR_TYPE_PROD,
    .id = 0x3800,
    .prod.payload_bsz = 8,
    .prod.flags = \
        /* enable prod status */
        PWRFIG_VAR_FLAGS_REFRESH,
    .prod.refreshment_ustime = 80000, /* 80ms */
    .prod.evt_type = PWRFIG_EVT_TYPE_NONE,
    .pwrfig_var_handler = NULL,
};

int main(int argc, char *argv[])
{
    int i, err = 0;
    struct pwrfig_node *node;
    struct pwrfig_aele *al;
    struct pwrfig_var *prod_var;
    uint8_t w_byte = 0;

    /**
     * Node initialization
     */
    /*...*/

    /* create an aele context */
    al = pwrfig_aele_create(node);
    if (!al) {
        printf("aele creation failed: %s\n", pwrfig_strerror(errno));
        err = -1;
        goto end;
    }

    /* create a production variable */
    prod_var = pwrfig_var_create(al, &prod_var_cfg);
    if (!prod_var) {
        printf("production variable creation failed: %s\n", pwrfig_strerror(errno));
        err = -1;
        goto end;
    }

    /* node startup (slave) */
    err = pwrfig_node_start(al, NULL, 0);
    if (err) {
        printf("node startup failed: %s\n", pwrfig_strerror(errno));
        err = -1;
        goto end;
    }
}
```

```
}

/* writing loop */
for(;;) {
    /* update var payload */
    /* for the example, we increment all the bytes of the
       frame by 1 at each write */
    w_byte++;
    memset(prod_var->buffer, w_byte, prod_var->bsz);

    /* write it to fip network */
    if (pwrfig_var_write(prod_var)) {
        printf("w_var[0x%04x] failed: %s\n", prod_var->id,
            pwrfig_strerror(errno));
        /* we consider this error as fatal error; so we
           * stop the test */
        break;
    }

    /* check var state errors */
    if (prod_var->error) {
        printf("w_var[0x%04x] state error: %d\n",
            prod_var->id, prod_var->error);
    }

    usleep(5000); /* 5ms */
}

end:
/**
 * Node exit
 */
/*...*/
return err;
}
```

### 4.7.2. var\_read

#### Description

Reads a FIP variable from the local coprocessor database.

#### Prototype

```
int pwrfig_var_read(struct pwrfig_var *var)
```

#### Parameters

- *IN*
  - **var:**  
Pointer to the target variable to read.  
See `struct pwrfig_var`.
- *OUT*
  - **var:**  
Variable's updated content.

#### Return Value

If successful, `pwrfig_var_read()` returns 0.

If unsuccessful, `pwrfig_var_read()` returns -1 and sets `errno` to one of the following values:

- **EINVAL:**  
Invalid input parameters.
- **PWRFIP\_ERR\_AELE\_NOT\_RUN:**  
FIP node is not running. It is therefore impossible to query the coprocessor database.
- **PWRFIP\_ERR\_COM\_XXX:**  
Communication error with the coprocessor.

#### Remarks

There are two possible error levels for this operation:

1. The error returned by the `pwrfig_var_read()` function is related to a context error inside the library, or a communication error with the coprocessor.  
This type of error is quite critical since it indicates a malfunction of the library.
2. The `.error` field returned in the `struct pwrfig_var` (see `enum pwrfig_var_err_code`) relates directly to the FIP frame state read from the network.  
It is an indicator of the quality of the frame read (good or bad freshness/promptness), but also an indicator to know if the user configuration matches with the real frame read from the FIP network (length, PDU etc).

#### Example

```
static struct pwrfig_var_cfg cons_var_cfg = {
```

```
.type = PWRFIP_VAR_TYPE_CONS,
.id = 0x3801,
.cons.payload_bsz = 8,
.cons.flags = \
    /* enable prod status */
    PWRFIP_VAR_FLAGS_REFRESH | \
    /* enable promptness checking */
    PWRFIP_VAR_FLAGS_PROMPT | \
    /* enable pdu + len bytes checking */
    PWRFIP_VAR_FLAGS_CHK_PDU_LEN,
.cons.promptness_ustime = 100000, /* 100ms */
.cons.evt_type = PWRFIP_EVT_TYPE_NONE,
.pwrfip_var_handler = NULL,
};

int main(int argc, char *argv[])
{
    int i, err = 0;
    struct pwrfip_node *node;
    struct pwrfip_aele *al;
    struct pwrfip_var *cons_var;

    /**
     * Node initialization
     */
    /*...*/

    /* create an aele context */
    al = pwrfip_aele_create(node);
    if (!al) {
        printf("aele creation failed: %s\n", pwrfip_strerror(errno));
        err = -1;
        goto end;
    }

    /* create a consumption variable */
    cons_var = pwrfip_var_create(al, &cons_var_cfg);
    if (!cons_var) {
        printf("consumption variable creation failed: %s\n", pwrfip_strerror(errno));
        err = -1;
        goto end;
    }

    /* node startup (slave) */
    err = pwrfip_node_start(al, NULL, 0);
    if (err) {
        printf("node startup failed: %s\n", pwrfip_strerror(errno));
        err = -1;
        goto end;
    }
}
```

```
}

/* reading loop */
for(;;) {
    if (pwrfig_var_read(cons_var)) {
        printf("r_var[0x%04x] failed: %s\n", cons_var->id,
            pwrfig_strerror(errno));
        /* we consider this error as fatal error; so we
         * stop the test */
        break;
    }
    /* print var payload */
    printf("r_var[0x%04x]: ", cons_var->id);
    for (i = 0; i < cons_var->bsz; ++i)
        printf("%02x ", cons_var->buffer[i]);
    printf("\n");

    usleep(5000); /* 5ms */
}

end:
/**
 * Node exit
 */
/*...*/
return err;
}
```



### 4.7.3. var\_evt\_set

#### Description

Dynamically changes - inside the coprocessor database - the event sensitivity for the pointed variable.

#### Prototype

```
int pwrfig_var_evt_set(struct pwrfig_var *var,  
                      enum pwrfig_evt_type type)
```

#### Parameters

- *IN*
  - **var:**  
Pointer to the variable on which to change the sensitivity to events.  
See `struct pwrfig_var`.
  - **type:**  
Type of event sensitivity (see `enum pwrfig_evt_type`):
    - `PWRFIG_EVT_TYPE_NONE`:  
Never report the transmission/reception of this variable to the user space.
    - `PWRFIG_EVT_TYPE_PERMANENT`:  
Always report the transmission/reception of this variable to the user space.
    - `PWRFIG_EVT_TYPE_TEMPORARY`:  
Report just once the transmission/reception of this variable to the user space.
- *OUT* - None

#### Return Value

If successful, `pwrfig_var_evt_set()` returns 0.

If unsuccessful, `pwrfig_var_evt_set()` returns -1 and sets `errno` to one of the following values:

- **EINVAL:**  
Invalid input parameters.
- **PWRFIG\_ERR\_AELE\_NOT\_RUN:**  
FIP node is not running. It is therefore impossible to change the variable's event on the fly.
- **PWRFIG\_ERR\_COM\_XXX:**  
Communication error with the coprocessor.

#### 4.7.4. varidlist\_aper\_request

##### Description

Sends an aperiodic request for a list of variable IDs.

##### Prototype

```
int pwrfig_varidlist_aper_request(struct pwrfig_node *node,
                                uint16_t *varid_list, int varid_cnt,
                                enum pwrfig_var_aper_channel_type channel,
                                uint8_t *ch_error);
```

##### Parameters

- *IN*
  - **node:**  
Pointer to the node that makes the request.  
See `struct pwrfig_node`.
  - **varid\_list:**  
Pointer to a list of IDs (16-bit) to request.
  - **varid\_cnt:**  
Number of IDs contained in the list.
  - **channel:**  
Channel used to make the request.  
See `enum pwrfig_var_aper_channel_type`.
- *OUT*
  - **ch\_error:**  
Channel error.  
See `enum pwrfig_var_err_code`.

##### Return Value

If successful, `pwrfig_varidlist_aper_request()` returns 0.

If unsuccessful, `pwrfig_varidlist_aper_request()` returns -1 and sets `errno` to one of the following values:

- **EINVAL:**  
Invalid input parameters.
- **PWRFIP\_ERR\_AELE\_NOT\_RUN:**  
FIP node is not running. It is therefore impossible to query the coprocessor database.
- **PWRFIP\_ERR\_COM\_XXX:**  
Communication error with the coprocessor.

##### Remarks

There are two possible error levels for this operation:

1. The error returned by the `pwrfig_varidlist_aper_request()` function is related to a context error inside the library, or a communication error with the coprocessor.  
This type of error is quite critical since it indicates a malfunction of the library.
2. The `ch_error` value indicates a potential problem with the FIP channel inside the coprocessor, but doesn't compromise the operation of the library.  
For example, if the request queue is full, use `pwrfig_var_aper_channel_purge()` to clear the contents of the saturated channel.

### Example

```
static struct pwrfig_var_cfg prod_var_cfg = {
    .type = PWRFIG_VAR_TYPE_PROD,
    .id = 0x3800,
    .prod.payload_bsz = 8,
    .prod.flags = \
        /* enable prod status */
        PWRFIG_VAR_FLAGS_REFRESH | \
        /* enable aper var request */
        PWRFIG_VAR_FLAGS_APER_VAR_REQ,
    .prod.refreshment_ustime = 80000, /* 80ms */
    .prod.evt_type = PWRFIG_EVT_TYPE_NONE,
    .pwrfig_var_handler = NULL,
};

static uint16_t ids[4] = {
    0x1000,
    0x1001,
    0x1100,
    0x1101,
};

int main(int argc, char *argv[])
{
    int err = 0;
    struct pwrfig_node *node;
    struct pwrfig_aele *al;
    uint8_t channel_error = 0;

    /**
     * Node initialization
     */
    /*...*/

    /* create an aele context */
    al = pwrfig_aele_create(node);
    if (!al) {
        printf("aele creation failed: %s\n", pwrfig_strerror(errno));
        err = -1;
        goto end;
    }
}
```

```

}

/* create a production variable which support aperiodic variable requests */
/* note: this variable must be queried cyclically by the master node */
prod_var = pwrfig_var_create(al, &prod_var_cfg);
if (!prod_var) {
    printf("production variable creation failed: %s\n", pwrfig_strerror(errno));
    err = -1;
    goto end;
}

/* node startup (slave) */
err = pwrfig_node_start(al, NULL, 0);
if (err) {
    printf("node startup failed: %s\n", pwrfig_strerror(errno));
    err = -1;
    goto end;
}

/* main loop */
for(;;) {
    /* request for an IDs list each 1 second */

    if (pwrfig_varidlist_aper_request(node, ids, 4,
        PWRFIG_VAR_APER_CH_NORMAL, &channel_error)) {
        printf("var_aper_request failed: %s\n", pwrfig_strerror(errno));
        /* we consider this error as fatal error; so we
        * stop the test */
        break;
    }

    /* check channel error */
    if (channel_error)
        printf("var_aper_request state error: %d\n", channel_error);

    sleep(1); /* 1s */
}

end:
/**
 * Node exit
 */
/*...*/
return err;
}

```

### 4.7.5. varlist\_aper\_request

#### Description

Sends an aperiodic request for a list of FIP variables.



This function is similar to `pwrfig_varidlist_aper_request()` but use `struct pwrfig_var` objects instead of variable IDs (16-bit) in input parameter.

#### Prototype

```
int pwrfig_varlist_aper_request(struct pwrfig_node *node,
                               struct pwrfig_var **var_list, int var_cnt,
                               enum pwrfig_var_aper_channel_type channel,
                               uint8_t *ch_error);
```

#### Parameters

- *IN*
  - **node:**  
Pointer to the node that makes the request.  
See `struct pwrfig_node`.
  - **var\_list:**  
Pointer to a list of variables to request.  
See `struct pwrfig_var`.
  - **var\_cnt:**  
Number of variables contained in the list.
  - **channel:**  
Channel used to make the request.  
See `enum pwrfig_var_aper_channel_type`.
- *OUT*
  - **ch\_error:**  
Channel error.  
See `enum pwrfig_var_err_code`.

#### Return Value

If successful, `pwrfig_varlist_aper_request()` returns 0.

If unsuccessful, `pwrfig_varlist_aper_request()` returns -1 and sets `errno` to one of the following values:

- **EINVAL:**  
Invalid input parameters.
- **PWRFIP\_ERR\_AELE\_NOT\_RUN:**  
FIP node is not running. It is therefore impossible to query the coprocessor database.
- **PWRFIP\_ERR\_COM\_XXX:**

Communication error with the coprocessor.

## 4.7.6. var\_aper\_channel\_purge

### Description

Purges the target aperiodic variable channel.

### Prototype

```
int pwrfig_var_aper_channel_purge(struct pwrfig_node *node,
                                  enum pwrfig_var_aper_channel_type channel,
                                  uint16_t *purge_cnt, uint8_t *ch_error);
```

### Parameters

- *IN*
  - **node:**  
Pointer to the target node.  
See `struct pwrfig_node`.
  - **channel:**  
Channel to purge.  
See `enum pwrfig_var_aper_channel_type`.
- *OUT*
  - **purge\_cnt:**  
Number of variable IDs purged.
  - **ch\_error:**  
Channel error.  
See `enum pwrfig_var_err_code`.

### Return Value

If successful, `pwrfig_var_aper_channel_purge()` returns 0.

If unsuccessful, `pwrfig_var_aper_channel_purge()` returns -1 and sets `errno` to one of the following values:

- **EINVAL:**  
Invalid input parameters.
- **PWRFIP\_ERR\_AELE\_NOT\_RUN:**  
FIP node is not running. It is therefore impossible to query the coprocessor database.
- **PWRFIP\_ERR\_COM\_XXX:**  
Communication error with the coprocessor.

## 4.8. System Management Variables

### 4.8.1. sm\_ba\_sync\_get

#### Description

Gets the BA synchronization information from the network (ID[0x9003]).

#### Prototype

```
int pwrfig_sm_ba_sync_get(struct pwrfig_node *node,  
                          struct pwrfig_sm_ba_sync *ba_sync)
```

#### Parameters

- *IN*
  - **node:**  
Pointer to the target FIP node.  
See `struct pwrfig_node`.
- *OUT*
  - **ba\_sync:**  
BA synchronization structure to retrieve.  
See `struct pwrfig_sm_ba_sync`.

#### Return Value

If successful, `pwrfig_sm_ba_sync_get()` returns 0.

If unsuccessful, `pwrfig_sm_ba_sync_get()` returns -1 and sets `errno` to one of the following values:

- **EINVAL:**  
Invalid input/output parameters.
- **PWRFIP\_ERR\_AELE\_NOT\_RUN:**  
FIP node is currently stopped.  
It is therefore impossible to query the coprocessor database.
- **PWRFIP\_ERR\_COM\_XXX:**  
Communication error with the coprocessor.



## 4.8.2. sm\_identification\_get

### Description

Gets the identification information from a remote FIP node (ID[0x10XY] where XY is the remote address).

### Prototype

```
int pwrfig_sm_identification_get(struct pwrfig_node *node,
                                uint8_t node_addr, struct pwrfig_sm_identification *ident)
```

### Parameters

- *IN*
  - **node:**  
Pointer to the target FIP node (local node).  
See `struct pwrfig_node`.
  - **node\_addr:**  
Remote node address to request.
- *OUT*
  - **ident:**  
Identification structure to retrieve from the remote node.  
See `struct pwrfig_sm_identification`.

### Return Value

If successful, `pwrfig_sm_identification_get()` returns 0.

If unsuccessful, `pwrfig_sm_identification_get()` returns -1 and sets `errno` to one of the following values:

- **EINVAL:**  
Invalid input/output parameters.
- **PWRFIP\_ERR\_AELE\_NOT\_RUN:**  
FIP node is currently stopped.  
It is therefore impossible to query the coprocessor database.
- **PWRFIP\_ERR\_AELE\_VAR\_NOT\_FOUND:**  
Unknown variable ID for this FIP node.  
Use `pwrfig_sm_var_create()` with the correct remote node address before using this function.
- **PWRFIP\_ERR\_COM\_XXX:**  
Communication error with the coprocessor.

### 4.8.3. sm\_presence\_get

#### Description

Gets the presence information from a remote FIP node (ID[0x14XY] where XY is the remote address).

#### Prototype

```
int pwrfig_sm_presence_get(struct pwrfig_node *node,
                          uint8_t node_addr, struct pwrfig_sm_presence *pres)
```

#### Parameters

- *IN*
  - **node:**  
Pointer to the target FIP node (local node).  
See `struct pwrfig_node`.
  - **node\_addr:**  
Remote node address to request.
- *OUT*
  - **pres:**  
Presence structure to retrieve from the remote node.  
See `struct pwrfig_sm_presence`.

#### Return Value

If successful, `pwrfig_sm_presence_get()` returns 0.

If unsuccessful, `pwrfig_sm_presence_get()` returns -1 and sets `errno` to one of the following values:

- **EINVAL:**  
Invalid input/output parameters.
- **PWRFIP\_ERR\_AELE\_NOT\_RUN:**  
FIP node is currently stopped.  
It is therefore impossible to query the coprocessor database.
- **PWRFIP\_ERR\_AELE\_VAR\_NOT\_FOUND:**  
Unknown variable ID for this FIP node.  
Use `pwrfig_sm_var_create()` with the correct remote node address before using this function.
- **PWRFIP\_ERR\_COM\_XXX:**  
Communication error with the coprocessor.

#### 4.8.4. sm\_presence\_list\_get

##### Description

Gets the presence list information from the network (ID[0x9002]).

##### Prototype

```
int pwrfig_sm_presence_list_get(struct pwrfig_node *node,  
                               struct pwrfig_sm_presence_list *pres_list)
```

##### Parameters

- *IN*
  - **node:**  
Pointer to the target FIP node.  
See `struct pwrfig_node`.
- *OUT*
  - **pres\_list:**  
Presence list structure to retrieve.  
See `struct pwrfig_sm_presence_list`.

##### Return Value

If successful, `pwrfig_sm_presence_list_get()` returns 0.

If unsuccessful, `pwrfig_sm_presence_list_get()` returns -1 and sets `errno` to one of the following values:

- **EINVAL:**  
Invalid input/output parameters.
- **PWRFIP\_ERR\_AELE\_NOT\_RUN:**  
FIP node is currently stopped.  
It is therefore impossible to query the coprocessor database.
- **PWRFIP\_ERR\_COM\_XXX:**  
Communication error with the coprocessor.

### 4.8.5. sm\_report\_get

#### Description

Gets the report information from a remote FIP node (ID[0x11XY] where XY is the remote address).

#### Prototype

```
int pwrfig_sm_report_get(struct pwrfig_node *node,
                        uint8_t node_addr, struct pwrfig_sm_report *report)
```

#### Parameters

- *IN*
  - **node:**  
Pointer to the target FIP node (local node).  
See `struct pwrfig_node`.
  - **node\_addr:**  
Remote node address to request.
- *OUT*
  - **report:**  
Report structure to retrieve from the remote node.  
See `struct pwrfig_sm_report`.

#### Return Value

If successful, `pwrfig_sm_report_get()` returns 0.

If unsuccessful, `pwrfig_sm_report_get()` returns -1 and sets `errno` to one of the following values:

- **EINVAL:**  
Invalid input/output parameters.
- **PWRFIP\_ERR\_AELE\_NOT\_RUN:**  
FIP node is currently stopped.  
It is therefore impossible to query the coprocessor database.
- **PWRFIP\_ERR\_AELE\_VAR\_NOT\_FOUND:**  
Unknown variable ID for this FIP node.  
Use `pwrfig_sm_var_create()` with the correct remote node address before using this function.
- **PWRFIP\_ERR\_COM\_XXX:**  
Communication error with the coprocessor.

## 4.9. Medium

### 4.9.1. medium\_status\_get

#### Description

Get the status of the FIP channels.

#### Prototype

```
int pwrfig_medium_status_get(struct pwrfig_node *node,
                             struct pwrfig_medium_status *status)
```

#### Parameters

- *IN*
  - **node:**  
Pointer to the target FIP node.  
See `struct pwrfig_node`.
- *OUT*
  - **status:**  
Pointer to an output `struct pwrfig_medium_status`.

#### Return Value

If successful, `pwrfig_medium_status_get()` returns 0.

If unsuccessful, `pwrfig_medium_status_get()` returns -1 and sets `errno` to one of the following values:

- **EINVAL:**  
Invalid input/output parameters.
- **PWRFIP\_ERR\_COM\_XXX:**  
Communication error with the coprocessor.

#### Example

```
int main(int argc, char *argv[])
{
    int err = 0;
    struct pwrfig_node *node;
    struct pwrfig_medium_status m_status;
    uint16_t m_state;

    /**
     * Node initialization
     */
    /*...*/
```

```
/**
 * Node startup
 */
/*...*/

/* get medium state */
err = pwrfig_medium_status_get(node, &m_status);
if (err) {
    printf("medium status getter failed: %s\n", pwrfig_strerror(errno));
    goto end;
}

m_state = m_status.state;
printf("medium_state : 0x%04x\n", m_state);
printf(" [channel 1]\n");
printf("    enable    : %s\n",
       (m_state & PWRFIG_MEDIUM_STATE_CH1_VALID) ? "yes": "no");
printf("    tx_err     : %s\n",
       (m_state & PWRFIG_MEDIUM_STATE_CH1_TX_ERROR) ? "yes": "no");
printf("    watchdog   : %s\n",
       (m_state & PWRFIG_MEDIUM_STATE_CH1_WATCHDOG) ? "yes": "no");
printf(" [channel 2]\n");
printf("    enable    : %s\n",
       (m_state & PWRFIG_MEDIUM_STATE_CH2_VALID) ? "yes": "no");
printf("    tx_err     : %s\n",
       (m_state & PWRFIG_MEDIUM_STATE_CH2_TX_ERROR) ? "yes": "no");
printf("    watchdog   : %s\n",
       (m_state & PWRFIG_MEDIUM_STATE_CH2_WATCHDOG) ? "yes": "no");

/**
 * Other tasks
 */
/* ... */

end:
/**
 * Node exit
 */
/*...*/
return err;
}
```

## 4.9.2. medium\_cmd\_set

### Description

Sends a command to the coprocessor to control the FIP channels.  
The following operations are allowed for each channel:

- Enable/Disable
- Reset
- Clear error

### Prototype

```
int pwrfig_medium_cmd_set(struct pwrfig_node *node, uint16_t flags)
```

### Parameters

- *IN*
  - **node:**  
Pointer to the target FIP node.  
See `struct pwrfig_node`.
  - **flags:**  
Command to send to the FIP channels manager.



The available commands are described by the `enum pwrfig_medium_cmd_flag`.

- *OUT* - None

### Return Value

If successful, `pwrfig_medium_cmd_set()` returns 0.

If unsuccessful, `pwrfig_medium_cmd_set()` returns -1 and sets `errno` to one of the following values:

- **EINVAL:**  
Invalid input parameters.
- **PWRFIP\_ERR\_COM\_XXX:**  
Communication error with the coprocessor.

## 4.10. Events

### 4.10.1. evt\_process

#### Description

Reads and processes all FIP asynchronous events notified by the coprocessor.

#### Prototype

```
int pwrfig_evt_process(struct pwrfig_node *node)
```

#### Parameters

- *IN*
  - **node:**  
Pointer to the node to treat.  
See `struct pwrfig_node`.
- *OUT* - None

#### Return Value

If successful, `pwrfig_evt_process()` returns 0.

If unsuccessful, `pwrfig_evt_process()` returns -1 and sets `errno` to one of the following values:

- **EINVAL:**  
Invalid input parameter.
- **PWRFIP\_ERR\_COM\_XXX:**  
Communication error with the coprocessor.

#### Remarks



##### *Case of PCI/PCIe devices*

If a PCI/PCIe PowerFIP device is bound to the node (see `struct pwrfig_node_cfg`, `.dev` field), this function must not be called by the user.  
It will be called automatically by an internal interrupt handler of the library.



##### *User handlers called inside this function*

- `pwrfig_var_handler`
- `pwrfig_msg_rcv_handler`
- `pwrfig_msg_send_handler`
- `pwrfig_urg_req_handler`
- `pwrfig_nor_req_handler`
- `pwrfig_ba_state_handler`
- `pwrfig_ba_sync_handler`



# Chapter 5. Structures

## 5.1. General

### 5.1.1. date

#### Description

Date structure.

#### Definition

```
struct pwrfig_date {  
    union {  
        uint32_t raw;  
        struct {  
            uint8_t day;  
            uint8_t month;  
            uint8_t year;  
            uint8_t reserved;  
        } info;  
    };  
};
```

#### Members

Name	Type	Description
day	uint8_t	Day of the date.
month	uint8_t	Month of the date.
year	uint8_t	Year of the date.

## 5.1.2. version

### Description

Version structure.

### Definition

```
struct pwrfig_version {  
    union {  
        uint32_t raw;  
        struct {  
            uint8_t patch;  
            uint8_t minor;  
            uint8_t major;  
            uint8_t reserved;  
        } info;  
    };  
    /* build date */  
    struct pwrfig_date date;  
};
```

### Members

Name	Type	Description
patch	uint8_t	Patch version Marks bug fixes
minor	uint8_t	Minor version New features without break of compatibility
major	uint8_t	Major version Break of compatibility (ex: API changes)
date	struct pwrfig_date	Build date See struct pwrfig_date

## 5.2. Device

### 5.2.1. dev\_infos

#### Description

System information about the PowerFIP board.

#### Definition

```
struct pwrfig_dev_infos {  
    uint32_t    index;  
    uint64_t    fsn;  
    /* device general info */  
    uint16_t    vid;  
    uint16_t    did;  
    uint16_t    ssvid;  
    uint16_t    ssdid;  
    /* physical BAR addresses */  
    int         bar_cnt;  
    uint64_t    bar_bsz[BAR_MAX];  
    uint64_t    bar_base[BAR_MAX];  
    /* irq infos */  
    int         irq_number;  
    /* driver infos */  
    uint32_t    drv_version;  
    uint32_t    drv_date;  
};
```

#### Members

Name	Type	Description
index	uint32_t	Device index
fsn	uint64_t	Factory Serial Number
vid	uint16_t	Vendor ID
did	uint16_t	Device ID
ssvid	uint16_t	Subsystem Vendor ID
ssdid	uint16_t	Subsystem Device ID
bar_cnt	int	Number of BAR (Base Address Register) for this device
bar_bsz	uint64_t[BAR_MAX]	Size of the BAR areas
bar_base	uint64_t[BAR_MAX]	Memory base start address for each area.
irq_number	int	IRQ number
drv_version	uint32_t	Driver version

Name	Type	Description
drv_date	uint32_t	Driver built date

## 5.2.2. dev\_report

### Description

Global report of the PowerFIP board.

### Definition

```
struct pwr_fip_dev_report {  
    float temperature;  
};
```

### Members

Name	Type	Description
temperature	float	Temperature sensor (°C)

## 5.3. Configuration

### 5.3.1. ba\_request

#### Description

Structure used to set-up an ID\_DAT/ID\_MSG request during a macrocycle periodic window.

#### Definition

```
struct pwrfip_ba_request {  
    enum pwrfip_ba_id_type type;  
    uint16_t id;  
};
```

#### Members

Name	Type	Description
<b>type</b>	enum pwrfip_ba_id_type	Frame control code for the request See enum pwrfip_ba_id_type
<b>id</b>	uint16_t	FIP identifier to request

### 5.3.2. ba\_aper\_msg\_wind\_cfg

#### Description

Structure used to set-up a macrocycle aperiodic message window.

#### Definition

```
struct pwrfig_ba_aper_msg_wind_cfg {  
    uint32_t end_ustime;  
};
```

#### Members

Name	Type	Description
end_ustime	uint32_t	End of aperiodic message window in microseconds (relative to macrocycle start)

### 5.3.3. ba\_aper\_var\_wind\_cfg

#### Description

Structure used to set-up a macrocycle aperiodic variable window.

#### Definition

```
struct pwrfig_ba_aper_var_wind_cfg {  
    uint32_t end_ustime;  
    int enable_testp;  
};
```

#### Members

Name	Type	Description
<b>end_ustime</b>	uint32_t	End of aperiodic variable window in microseconds (relative to macrocycle start)
<b>enable_testp</b>	int	Enable the presence test if the bus arbiter doesn't have other tasks to perform during this window



### 5.3.4. ba\_per\_wind\_cfg

#### Description

Structure used to set-up a macrocycle periodic window.

#### Definition

```
struct pwrfig_ba_per_wind_cfg {  
    int req_cnt;  
    struct pwrfig_ba_request *req_list;  
};
```

#### Members

Name	Type	Description
<b>req_cnt</b>	int	Number of periodic request
<b>req_list</b>	struct pwrfig_ba_request *	List of periodic requests See struct pwrfig_ba_request

### 5.3.5. ba\_wait\_wind\_cfg


#### Description

Structure used to set-up a macrocycle wait window.

#### Definition

```
struct pwrfip_ba_wait_wind_cfg {  
    uint32_t end_ustime;  
    int is_silent;  
    int is_ext_resync;  
};
```

#### Members

Name	Type	Description
end_ustime	uint32_t	End of waiting window in microseconds (relative to the macrocycle start time)
is_silent	int	<b>Waiting type</b> <ul style="list-style-type: none"><li>• 0: Padding frame emission</li><li>• 1: No frame during waiting</li></ul> <div> In a context where several bus arbiters are waiting on the FIP network, it is not recommended to use the <i>silent</i> mode to avoid conflicts between potential masters</div>
is_ext_resync	int	<b>Resynchronization type</b> <ul style="list-style-type: none"><li>• 0: internal The coprocessor itself initiates the looping of the macrocycle. To do this, it uses its own internal timer</li><li>• 1: external The coprocessor listens to an external trigger before looping the macrocycle</li></ul>

### 5.3.6. ba\_wind\_cfg

#### Description

Structure used to set-up a macrocycle window for a master FIP node.

#### Definition

```
struct pwrfig_ba_wind_cfg {
    enum pwrfig_ba_wind_type type;
    union {
        struct pwrfig_ba_per_wind_cfg per;
        struct pwrfig_ba_aper_var_wind_cfg aper_var;
        struct pwrfig_ba_aper_msg_wind_cfg aper_msg;
        struct pwrfig_ba_wait_wind_cfg wait;
    };
};
```

#### Members

Name	Type	Description
<b>type</b>	enum pwrfig_ba_wind_type	Macrocycle window type See <a href="#">enum pwrfig_ba_wind_type</a>
<ul style="list-style-type: none"><li><b>per</b></li><li><b>aper_var</b></li><li><b>aper_msg</b></li><li><b>wait</b></li></ul>	union { struct pwrfig_ba_per_wind_cfg per; struct pwrfig_ba_aper_var_wind_cfg aper_var; struct pwrfig_ba_aper_msg_wind_cfg aper_msg; struct pwrfig_ba_wait_wind_cfg wait; }	Specialized configuration structure according to the <b>.type</b> field of the macrocycle window See: <a href="#">struct pwrfig_ba_per_wind_cfg</a> <a href="#">struct pwrfig_ba_aper_var_wind_cfg</a> <a href="#">struct pwrfig_ba_aper_msg_wind_cfg</a> <a href="#">struct pwrfig_ba_wait_wind_cfg</a>

### 5.3.7. ba\_mcycle\_cfg

#### Description

Structure used to set-up a macrocycle for a master FIP node.

#### Definition

```
struct pwrfig_ba_mcycle_cfg {  
    int wind_cnt;  
    struct pwrfig_ba_wind_cfg *wind_list;  
};
```

#### Members

Name	Type	Description
wind_cnt	int	Number of macrocycle window configurations
req_list	struct pwrfig_ba_wind_cfg *	List of window configurations See struct pwrfig_ba_wind_cfg

### 5.3.8. ba\_startup\_cfg



#### Description

This structure is used to set start-up and election times of a master node (Bus Arbiter).

#### Definition

```
struct pwrfig_ba_startup_cfg {
    enum pwrfig_ba_startup_mode mode;
    uint32_t silence_ustime;
    uint8_t max_phy_addr;
    uint8_t max_prio;
    uint8_t my_phy_addr;
    uint8_t my_prio;
};
```

#### Members

Name	Type	Description
<b>mode</b>	<code>enum pwrfig_ba_startup_mode</code>	Calculation method for bus arbiter startup and election times. See <code>enum pwrfig_ba_startup_mode</code>
<b>silence_ustime</b>	<code>uint32_t</code>	Silence time in microseconds.
<b>max_phy_addr</b>	<code>uint8_t</code>	Last FIP agent address with master capability on network.
<b>max_prio</b>	<code>uint8_t</code>	Highest BA priority on the network. Should be in [0..15] range.  <div>  0 is the highest priority. </div>
<b>my_phy_addr</b>	<code>uint8_t</code>	Physical address of this BA.
<b>my_prio</b>	<code>uint8_t</code>	Priority of this BA. Should be in [0..15] range.  <div>  0 is the highest priority. </div>

### 5.3.9. msg\_rx\_cfg

#### Description

Specific set-up structure for an incoming FIP message.

#### Definition

```
struct pwr_fip_msg_rx_cfg {  
    uint16_t reserved;  
};
```

#### Members

Name	Type	Description
reserved	uint16_t	Not significant field

### 5.3.10. msg\_tx\_cfg

#### Description

Specific set-up structure for an outgoing FIP message.

#### Definition

```
struct pwrfig_msg_tx_cfg {  
    uint8_t channel;  
    uint8_t ack_mode;  
};
```

#### Members

Name	Type	Description
<b>channel</b>	uint8_t	Message TX channel number. See enum <a href="#">pwrfig_msg_tx_channel</a>
<b>ack_mode</b>	uint8_t	Message acknowledgement mode. See enum <a href="#">pwrfig_msg_tx_ack_mode</a>

### 5.3.11. msg\_cfg

#### Description

Generic set-up structure of a FIP message for a FIP node.



#### Definition

```
struct pwrfig_msg_cfg {
    enum pwrfig_msg_type type;
    struct pwrfig_msg_hdr hdr;
    union {
        struct pwrfig_msg_tx_cfg tx;
        struct pwrfig_msg_rx_cfg rx;
    };
    void *user_ctx;
    void (* pwrfig_msg_handler)(struct pwrfig_node *node,
                               struct pwrfig_msg *msg, struct pwrfig_event *evt);
};
```

#### Members

Name	Type	Description
<b>type</b>	enum pwrfig_msg_type	Message type (Transmission, Reception). See enum pwrfig_msg_type.
<b>hdr</b>	struct pwrfig_msg_hdr	Message header. See struct pwrfig_msg_hdr.
<b>tx/rx</b>	union { struct pwrfig_msg_tx_cfg tx; struct pwrfig_msg_rx_cfg rx; }	Specialized configuration structure according to the .type field of the message. See: struct pwrfig_msg_tx_cfg struct pwrfig_msg_rx_cfg
<b>user_ctx</b>	void *	User-specified context associated with this message. <i>[Optional]</i>



Name	Type	Description
<b>pwrfig_msg_handler</b>	<pre>void (* handler) (     struct pwrfig_node *node,     struct pwrfig_msg *msg,     struct pwrfig_event *evt )</pre>	<p>Local handler definition for a message.</p> <div>  <p>If <code>pwrfig_msg_handler=NULL</code>, the general handlers <code>pwrfig_msg_send_handler</code> or <code>pwrfig_msg_rcv_handler</code> located in the <code>node_cfg</code> structure, will take over in case of an event.</p> </div> <div>  <p>If neither - local or general - handler is set, the user will not be notified of the message events.</p> </div> <p>See:</p> <pre>struct pwrfig_node struct pwrfig_msg struct pwrfig_event</pre>

### 5.3.12. node\_ba\_cfg


#### Description


Bus Arbiter configuration structure for a FIP node.


#### Definition

```
struct pwrfip_node_ba_cfg {
    int enable;
    /**
     * => BA: StartUp/Election settings
     */
    uint32_t priority;
    uint32_t start_ustime;
    uint32_t election_ustime;
    /**
     * => BA: Aperiodic requests FIFOs settings
     */
    uint32_t msg_req_fifo_size;
    uint32_t urgent_var_req_fifo_size;
    uint32_t normal_var_req_fifo_size;
};
```

#### Members

Name	Type	Description
enable	int	Enable/Disable bus arbiter (master) capability. If disabled, all other structure members are non significant.
priority	uint32_t	Bus arbiter priority. Should be in [0..15] range. <div> 0 is the highest priority.</div>

Name	Type	Description
start_ustime	uint32_t	<p>Bus arbiter start-up time in microseconds.</p> <div><p>When the user calls the <code>pwrfig_ba_start()</code> function, the node initiates its bus arbiter start procedure with settings of the start-up timeout. Before the end of the start-up countdown, if an activity is detected on the network, the bus arbiter enter in <i>idle</i> mode and considers itself as potentially eligible. At the start-up timeout, having detected no activity on the network, the bus arbiter sends three padding identifiers on the line to check its ability to transmit. If faults are detected, the BA reports the anomaly to the user (event code: <a href="#">PWRFIG_EVT_BA_STOP_ER</a>R) and switches to <i>stopped</i> status. Otherwise it enters <i>idle</i> status, and starts its <b>election</b> countdown.</p></div>

Name	Type	Description
election_ustime	uint32_t	<p>Bus arbiter election time in microseconds.</p> <div>  <p>Several bus arbiters can be started on the FIP network, but only one is <i>active</i> at a time (the others are in <i>idle</i> mode). This time is set differently for each potential bus arbiter. When the active bus arbiter fails (no traffic on the line), the other arbiters start their <i>election</i> countdown. The first one to arrive at the end of the countdown becomes <i>active</i> (master) and the other nodes are put to <i>idle</i> mode.</p> </div>
msg_req_fifo_size	uint32_t	<p>Bus arbiter queue size for aperiodic message requests. Should be in [1..128] range. If value is 0, it will be automatically set to default value (60).</p>
urgent_var_req_fifo_size	uint32_t	<p>Bus arbiter queue size for aperiodic variable requests (urgent priority). Should be in [1..128] range. If value is 0, it will be automatically set to default value (60).</p>
normal_var_req_fifo_size	uint32_t	<p>Bus arbiter queue size for aperiodic variable requests (normal priority). Should be in [1..128] range. If value is 0, it will be automatically set to default value (60).</p>

### 5.3.13. node\_cfg

#### Description

Node configuration structure.

#### Definition

```
struct pwrfig_node_cfg {
    /**
     * General FIP settings
     */
    uint8_t fip_phy_addr;
    uint8_t fip_seg_num;
    uint8_t fip_frm_type;
    uint8_t fip_bitrate;
    uint32_t turn_around_ustime;
    uint32_t silence_ustime;
    /**
     * Extra FIP settings
     */
    int enable_bimedium;
    struct pwrfig_node_msg_cfg msg;
    struct pwrfig_node_ba_cfg ba;
    struct pwrfig_node_ident_cfg ident;
    /**
     * Hardware access
     */
    struct pwrfig_dev *dev;
    unsigned long dpm_base_addr;
    /**
     * General Handlers
     */
    void *user_ctx;
    void (* pwrfig_var_handler)(
        struct pwrfig_node *node,
        struct pwrfig_var *var,
        struct pwrfig_event *evt);
    void (* pwrfig_msg_rcv_handler)(
        struct pwrfig_node *node,
        struct pwrfig_msg *msg,
        struct pwrfig_event *evt);
    void (* pwrfig_msg_send_handler)(
        struct pwrfig_node *node,
        struct pwrfig_msg *msg,
        struct pwrfig_event *evt);
    void (* pwrfig_urg_req_handler)(
        struct pwrfig_node *node,
        struct pwrfig_event *evt);
    void (* pwrfig_nor_req_handler)(
```


```

    struct pwrfip_node *node,
    struct pwrfip_event *evt);
void (* pwrfip_ba_state_handler)(
    struct pwrfip_node *node,
    struct pwrfip_event *evt);
void (* pwrfip_ba_sync_handler)(
    struct pwrfip_node *node,
    struct pwrfip_var *var,
    struct pwrfip_event *evt);
void (* pwrfip_error_handler)(
    struct pwrfip_node *node,
    enum pwrfip_error_code error);
void (* pwrfip_reset_handler)(
    struct pwrfip_node *node);
};

```

### Members


Name	Type	Description
<b>fip_phy_addr</b>	uint8_t	Physical address of the agent (node address)
<b>fip_seg_num</b>	uint8_t	FIP segment number to which the agent belongs
<b>fip_frm_type</b>	uint8_t	FIP frame type See enum pwrfip_frame_type
<b>fip_bitrate</b>	uint8_t	FIP bitrate See enum pwrfip_bitrate

Name	Type	Description
turn_around_ustime	uint32_t	<p>Turn-Around time in microseconds (0=default time)</p> <div>  <div> <p><b>Time range according to bitrate</b></p> <ul style="list-style-type: none"> <li>• 31.25Kbps <ul style="list-style-type: none"> <li>◦ min=424us</li> <li>◦ max=2240us</li> <li>◦ default=424us</li> </ul> </li> <li>• 1Mbps <ul style="list-style-type: none"> <li>◦ min=10us</li> <li>◦ max=70us</li> <li>◦ default=30us</li> </ul> </li> <li>• 2.5Mbps <ul style="list-style-type: none"> <li>◦ min=14us</li> <li>◦ max=40us</li> <li>◦ default=14us</li> </ul> </li> <li>• 5Mbps <ul style="list-style-type: none"> <li>◦ min=32us</li> <li>◦ max=48us</li> <li>◦ default=32us</li> </ul> </li> </ul> </div> </div>

Name	Type	Description
<b>silence_ustime</b>	<code>uint32_t</code>	<p>Silence time in microseconds (0=default time)</p> <div>  <p><b>Time range according to bitrate</b></p> <ul style="list-style-type: none"> <li>• 31.25Kbps <ul style="list-style-type: none"> <li>◦ min=4096us</li> <li>◦ max=64512us</li> <li>◦ default=4096us</li> </ul> </li> <li>• 1Mbps <ul style="list-style-type: none"> <li>◦ min=70us</li> <li>◦ max=2056us</li> <li>◦ default=150us</li> </ul> </li> <li>• 2.5Mbps <ul style="list-style-type: none"> <li>◦ min=96us</li> <li>◦ max=838us</li> <li>◦ default=96us</li> </ul> </li> <li>• 5Mbps <ul style="list-style-type: none"> <li>◦ min=92us</li> <li>◦ max=252us</li> <li>◦ default=92us</li> </ul> </li> </ul> </div>
<b>enable_bimedium</b>	<code>int</code>	Enable/Disable Medium redundancy (eq. <i>fieldual</i> )
<b>msg</b>	<code>struct pwrfig_node_msg_cfg</code>	<p>Messaging capability.  <i>[Optional]</i>  See <code>struct pwrfig_node_msg_cfg</code></p>
<b>ba</b>	<code>struct pwrfig_node_ba_cfg</code>	<p>Master (Bus Arbiter) capability.  <i>[Optional]</i>  See <code>struct pwrfig_node_ba_cfg</code></p>
<b>ident</b>	<code>struct pwrfig_node_ident_cfg</code>	<p>Node identification.  The SM-MPS identification variable (0x10XY where XY is the node address) will be automatically created from this structure.  <i>[Mandatory]</i>  See <code>struct pwrfig_node_ident_cfg</code></p>



Name	Type	Description
<b>dev</b>	<code>struct pwrfig_dev *</code>	PCI/PCIe device to bind with node. Opaque structure created by the <code>pwrfig_device_open()</code> function.
<b>dpm_base_addr</b>	<code>unsigned long</code>	Dual-port memory area start address
<b>user_ctx</b>	<code>void *</code>	User context pointer <i>[Optional]</i>
<b>pwrfig_var_handler</b>	<code>void (* handler) ( struct pwrfig_node *node, struct pwrfig_var *var, struct pwrfig_event *evt )</code>	General variable handler (Node Level) <i>[Optional]</i> See: <code>struct pwrfig_node</code> <code>struct pwrfig_var</code> <code>struct pwrfig_event</code>
<b>pwrfig_msg_rcv_handler</b>	<code>void (* handler) ( struct pwrfig_node *node, struct pwrfig_msg *msg, struct pwrfig_event *evt )</code>	General message reception handler <i>[Optional]</i> See: <code>struct pwrfig_node</code> <code>struct pwrfig_msg</code> <code>struct pwrfig_event</code>
<b>pwrfig_msg_send_handler</b>	<code>void (* handler) ( struct pwrfig_node *node, struct pwrfig_msg *msg, struct pwrfig_event *evt )</code>	General message emission handler <i>[Optional]</i> See: <code>struct pwrfig_node</code> <code>struct pwrfig_msg</code> <code>struct pwrfig_event</code>
<b>pwrfig_urg_req_handler</b>	<code>void (* handler) ( struct pwrfig_node *node, struct pwrfig_event *evt )</code>	Urgent aperiodic variable transmission request handler <i>[Optional]</i> See: <code>struct pwrfig_node</code> <code>struct pwrfig_event</code>
<b>pwrfig_nor_req_handler</b>	<code>void (* handler) ( struct pwrfig_node *node, struct pwrfig_event *evt )</code>	Normal aperiodic variable transmission request handler <i>[Optional]</i> See: <code>struct pwrfig_node</code> <code>struct pwrfig_event</code>
<b>pwrfig_ba_state_handler</b>	<code>void (* handler) ( struct pwrfig_node *node, struct pwrfig_event *evt )</code>	Bus arbiter state event handler <i>[Optional]</i> See: <code>struct pwrfig_node</code> <code>struct pwrfig_event</code>

Name	Type	Description
<b>pwrfip_ba_sync_handler</b>	<code>void (* handler) (struct pwrfip_node *node, struct pwrfip_var *var, struct pwrfip_event *evt )</code>	<p>Dedicated handler for the SM-MPS BA synchronization variable (0x9003). [Optional]</p> <div>  <p>It is usual to use this identifier as pure event to synchronize tasks between FIP nodes. By convention, the ID_DAT(0x9003) ends the macrocycle of the bus arbiter.</p> </div> <p>See:  <code>struct pwrfip_node</code>  <code>struct pwrfip_var</code>  <code>struct pwrfip_event</code></p>
<b>pwrfip_error_handler</b>	<code>void (* handler) (struct pwrfip_node *node, enum pwrfip_error_code error )</code>	<p>Internal library error handler  <b>[Mandatory]</b>          See:  <code>struct pwrfip_node</code>  <code>enum pwrfip_error_code</code></p>
<b>pwrfip_reset_handler</b>	<code>void (* handler) (struct pwrfip_node *node )</code>	<p>Reset chip procedure handler  <b>[Mandatory]</b>          See <code>struct pwrfip_node</code></p>

## Remarks

### Hardware access

Two methods are provided to bind the FIP component with the library:



1. Use the `.dpm_base_addr` field to manually configure the PowerFIP chip DPM (Dual-Port Memory) address access.
2. Use the `.dev` field to attach a PCI/PCIe device.

*Note:* In this case no need to configure `.dpm_base_addr` field.

### 5.3.14. node\_ident\_cfg

#### Description

Identification configuration structure.

This structure allows to create the SM-MPS identification variable in production for the local FIP node.

(0x10XY where XY is node address).

#### Definition

```
struct pwr_fip_node_ident_cfg {  
    char *manufacturer_name;  
    char *model_name;  
    uint8_t revision;  
    char *tag_name;  
    char *vendor_field;  
};
```

#### Members

Name	Type	Description
manufacturer_name	char*	Vendor (or manufacturer) name in ASCII.
model_name	char*	Model name in ASCII.
revision	uint8_t	Revision number (ex: 0x23 [v2.3]).
tag_name	char*	Tag name. [Optional]
vendor_field	char*	Additional information. Free for the vendor. [Optional]

### 5.3.15. node\_msg\_cfg

#### Description

Messaging configuration structure for a FIP node.

#### Definition

```
#define PWRFIP_MSG_TX_CH_PER_CNT 8

struct pwrfig_node_msg_cfg {
    int enable;
    /**
     * => Reception settings
     */
    uint32_t rx_fifo_size;
    uint8_t rx_segment_tab[256];
    /**
     * => Emission settings
     */
    uint32_t tx_aper_fifo_size;
    uint32_t tx_per_fifo_size[PWRFIP_MSG_TX_CH_PER_CNT];
    uint16_t tx_per_fifo_id[PWRFIP_MSG_TX_CH_PER_CNT];
    uint8_t tx_max_repeat;
};
```

#### Members

Name	Type	Description
enable	int	Enable/Disable FIP messaging. If disabled, all other structure members are non significant.
rx_fifo_size	uint32_t	Consumption queues sizes for FIP messages min=1, max=64, default=30 (0: default value)
rx_segment_tab[256]	uint8_t	Sensitivity of the node for the message reception according to the segment destination. See enum <a href="#">pwrfig_msg_rx_seg_cap</a>
tx_aper_fifo_size	uint32_t	Transmission queues sizes for FIP aperiodic messages. min=1, max=64; default=24 (0: default value)

Name	Type	Description
tx_per_fifo_size[8]	uint32_t	Transmission queues sizes for FIP periodic messages (8 channels). min=1, max=64; default=24 (0: default value)
tx_per_fifo_id[8]	uint16_t	FIP identifier attached to the periodic message transmission queue (8 channels). 0: no ID attached, else: ID to query via ID_MSG frame
tx_max_repeat	uint8_t	Number of retries to send a message if no acknowledgement received.

### 5.3.16. var\_cons\_cfg

#### Description

Specific set-up structure for a consumption FIP variable.

#### Definition

```
struct pwr_fip_var_cons_cfg {  
    uint16_t payload_bsz;  
    uint16_t flags;  
    uint32_t promptness_ustime;  
    uint32_t evt_type;  
};
```

#### Members

Name	Type	Description
<b>payload_bsz</b>	uint16_t	User data payload in bytes
<b>flags</b>	uint16_t	Set-up flags for consumption. See enum <code>pwr_fip_var_flags</code>
<b>promptness_ustime</b>	uint32_t	Promptness period in microseconds
<b>evt_type</b>	uint32_t	Set-up flags for event (Enable/Disable + Lifetime). See enum <code>pwr_fip_evt_type</code>

### 5.3.17. var\_prod\_cfg

#### Description

Specific set-up structure for a production FIP variable.

#### Definition

```
struct pwr_fip_var_prod_cfg {  
    uint16_t payload_bsz;  
    uint16_t flags;  
    uint32_t refreshment_ustime;  
    uint32_t evt_type;  
};
```

#### Members

Name	Type	Description
<b>payload_bsz</b>	uint16_t	User data payload in bytes
<b>flags</b>	uint16_t	Set-up flags for production. See enum <code>pwr_fip_var_flags</code>
<b>refreshment_ustime</b>	uint32_t	Refreshment period in microseconds
<b>evt_type</b>	uint32_t	Set-up flags for event (Enable/Disable + Lifetime). See enum <code>pwr_fip_evt_type</code>

### 5.3.18. var\_sync\_cfg

#### Description

Specific set-up structure for a synchronization FIP variable.

#### Definition

```
struct pwrfig_var_sync_cfg {  
    uint32_t reserved[3];  
};
```

#### Members

Name	Type	Description
reserved	uint32_t[3]	Unused parameters

#### Remarks

A **synchronization** data has no user payload attached to it (no *RP\_DAT* frame on network).

Only a **FIP identifier** and a **permanent event** are set-up.

When the *ID\_DAT* frame associated with this FIP identifier is received - or produced (master) - by the node, an **event** is triggered and the *user handler* is executed.



### 5.3.19. var\_cfg

#### Description



Generic set-up structure of a FIP variable for a FIP node.

#### Definition

```
struct pwrfig_var_cfg {
    enum pwrfig_var_type type;
    uint16_t id;
    union {
        struct pwrfig_var_cons_cfg cons;
        struct pwrfig_var_prod_cfg prod;
        struct pwrfig_var_sync_cfg sync;
    };
    void *user_ctx;
    void (* pwrfig_var_handler) (
        struct pwrfig_node *node,
        struct pwrfig_var *var,
        struct pwrfig_event *evt
    );
};
```

#### Members

Name	Type	Description
<b>type</b>	enum pwrfig_var_type	Variable type (Production, Consumption or Synchronization) See enum pwrfig_var_type.
<b>id</b>	uint16_t	FIP identifier
<b>cons/prod/sync</b>	union { struct pwrfig_var_cons_cfg cons; struct pwrfig_var_prod_cfg prod; struct pwrfig_var_sync_cfg sync; }	Specialized configuration structure according to the .type field of the variable. See: struct pwrfig_var_cons_cfg struct pwrfig_var_prod_cfg struct pwrfig_var_sync_cfg
<b>user_ctx</b>	void *	User-specified context associated with this variable. [Optional]

Name	Type	Description
<b>pwrfig_var_handler</b>	<pre>void (* handler) (     struct pwrfig_node *node,     struct pwrfig_var *var,     struct pwrfig_event *evt )</pre>	<p>Local handler definition for a <i>synchronization</i> variable.</p> <p>Or, if <code>.evt_type</code> field is set, for a <i>production/consumption</i> variable.</p> <div>  <p>If <code>pwrfig_var_handler=NULL</code>, the general handler, with the same name and located in the <code>node_cfg</code> structure, will take over in case of an event.</p> </div> <div>  <p>If neither - local or general - handler is set, the user will not be notified of the variable events.</p> </div> <p>See:</p> <pre>struct pwrfig_node struct pwrfig_var struct pwrfig_event</pre>

## 5.4. Objects

### 5.4.1. msg

#### Description

FIP Message object.

This is the handle structure to interact with a FIP message.

#### Definition

```
struct pwrfip_msg {  
    struct pwrfip_msg_hdr hdr;  
    uint16_t bsz;  
    uint8_t *buffer;  
    uint64_t epoch;  
    uint8_t channel_num;  
    uint8_t error;  
    void *user_ctx;  
    void *priv;  
};
```

#### Members

Name	Type	Description
<b>hdr</b>	<code>struct pwrfip_msg_hdr</code>	Message header. See <code>struct pwrfip_msg_hdr</code>
<b>bsz</b>	<code>uint16_t</code>	Useful message byte size (without header). Range = [1;256]
<b>buffer</b>	<code>uint8_t *</code>	Pointer to the useful message data.
<b>epoch</b>	<code>uint64_t</code>	RX/TX epoch info.
<b>channel_num</b>	<code>uint8_t</code>	RX/TX channel number. <ul style="list-style-type: none"><li>• TX: See <code>enum pwrfip_msg_tx_channel</code></li><li>• RX: Always 0</li></ul>
<b>error</b>	<code>uint8_t</code>	Error code for the read/write operation on the message (eq. <code>msg_state</code> ). This report is generated directly by the coprocessor according to the state of the message in its local database. See <code>enum pwrfip_msg_err_code</code>
<b>user_ctx</b>	<code>void *</code>	User-specified context.
<b>priv</b>	<code>void *</code>	Pointer to a reserved opaque structure

## 5.4.2. node

### Description

FIP Node object.

This is the handle structure to interact with a FIP node.

### Definition

```
struct pwrfig_node {  
    struct pwrfig_node_infos *infos;  
    void *priv;  
};
```

### Members

Name	Type	Description
<b>infos</b>	<code>struct pwrfig_node_infos *</code>	Pointer to the FIP node information See <code>struct pwrfig_node_infos</code>
<b>priv</b>	<code>void *</code>	Pointer to a reserved opaque structure

### 5.4.3. var

#### Description

FIP Variable object.

This is the handle structure to interact with a FIP variable.

#### Definition

```
struct pwrfip_var {  
    uint16_t id;  
    uint16_t bsz;  
    uint8_t *buffer;  
    uint8_t error;  
    void *user_ctx;  
    void *priv;  
};
```

#### Members

Name	Type	Description
<b>id</b>	<code>uint16_t</code>	FIP identifier of the variable
<b>bsz</b>	<code>uint16_t</code>	Useful variable byte size
<b>buffer</b>	<code>uint8_t *</code>	Pointer to the useful variable data.
<b>error</b>	<code>uint8_t</code>	Error code for the read/write operation on the variable (eq. <code>var_state</code> ). This report is generated directly by the coprocessor according to the state of the variable in its local database (freshness, promptness, etc). See <code>enum pwrfip_var_err_code</code>
<b>user_ctx</b>	<code>void *</code>	User-specified context.
<b>priv</b>	<code>void *</code>	Pointer to a reserved opaque structure

## 5.5. Infos/Status/Report

### 5.5.1. ba\_status

#### Description

Bus Arbiter status of FIP coprocessor.

#### Definition

```
struct pwrfip_ba_status {  
    uint16_t state;  
    uint16_t window;  
    uint32_t index;  
};
```

#### Members

Name	Type	Description
state	uint16_t	Bus arbiter state (FSM: Finite State Machine) See enum <code>pwrfip_ba_state</code>
window	uint16_t	Macrocycle window currently active See enum <code>pwrfip_ba_wind_type</code>
index	uint32_t	Macrocycle index currently active

## 5.5.2. medium\_status

### Description

Medium (Channels) status of FIP coprocessor.

### Definition

```
struct pwr_fip_medium_status {  
    uint16_t state;  
    uint16_t reserved;  
};
```

### Members

Name	Type	Description
state	uint16_t	Medium state. See enum <code>pwr_fip_medium_state</code> .
reserved	uint16_t	Reserved field.

### 5.5.3. node\_infos

#### Description

Structure containing information about the FIP node (node configuration, software versions/dates).

#### Definition

```
struct pwrfig_node_infos {  
    struct pwrfig_node_cfg cfg;  
    uint64_t cpu_id;  
    uint32_t bss_bsz;  
    uint32_t bss_max_bsz;  
    struct pwrfig_version gw_version;  
    struct pwrfig_version fw_version;  
    struct pwrfig_version drv_version;  
    struct pwrfig_version lib_version;  
};
```

#### Members

Name	Type	Description
<b>cfg</b>	<code>struct pwrfig_node_cfg</code>	User configuration attached to the node See <code>struct pwrfig_node_cfg</code>
<b>cpu_id</b>	<code>uint64_t</code>	Coprocessor unique identifier
<b>bss_bsz</b>	<code>uint32_t</code>	Size in bytes of the node data contained in the BSS space of the coprocessor
<b>bss_max_bsz</b>	<code>uint32_t</code>	Maximum size in bytes of the coprocessor BSS space
<b>gw_version</b>	<code>struct pwrfig_version</code>	Coprocessor gateware version (FPGA) See <code>struct pwrfig_version</code>
<b>fw_version</b>	<code>struct pwrfig_version</code>	Coprocessor firmware version (C binary) <i>powerfip-firmware.bin</i> See <code>struct pwrfig_version</code>
<b>drv_version</b>	<code>struct pwrfig_version</code>	Driver version See <code>struct pwrfig_version</code>
<b>lib_version</b>	<code>struct pwrfig_version</code>	Library version See <code>struct pwrfig_version</code>



## 5.5.4. node\_report

### Description

Global report of the FIP coprocessor.

### Definition

```
struct pwrfig_node_report {  
    struct pwrfig_node_status node_status;  
    struct pwrfig_ba_status ba_status;  
    struct pwrfig_medium_status medium_status;  
    /* stats */  
    struct pwrfig_tx_err tx_err;  
    struct pwrfig_rx_err rx_err;  
};
```

### Members

Name	Type	Description
node_status	struct pwrfig_node_status	Node FSM and operation status See struct pwrfig_node_status
ba_status	struct pwrfig_ba_status	Bus arbiter FSM and window status See struct pwrfig_ba_status
medium_status	struct pwrfig_medium_status	Medium (Channels) Status See struct pwrfig_medium_status
tx_err	struct pwrfig_tx_err	Transmission errors statistics See struct pwrfig_tx_err
rx_err	struct pwrfig_rx_err	Reception errors statistics See struct pwrfig_rx_err

### 5.5.5. node\_status

#### Description

General status of FIP node.

#### Definition

```
struct pwrfip_node_status {  
    uint16_t state;  
    uint16_t op;  
};
```

#### Members

Name	Type	Description
state	uint16_t	Node state (FSM: Finite State Machine) See enum <code>pwrfip_node_state</code>
op	uint16_t	Operation currently in progress See enum <code>pwrfip_node_operation</code>

### 5.5.6. rx\_err

#### Description

Report of RX error by the coprocessor.

#### Definition

```
struct pwrfip_rx_err {  
    /**  
     * MAU frame errors  
     */  
    /* no mau rx error occurs */  
    uint64_t ok;  
    /* -> Physical Layer errors */  
    uint64_t pre_mis;  
    uint64_t fsd_mis;  
    uint64_t fsd_unk;  
    uint64_t fed_mis;  
    /* -> Data-Link Layer errors */  
    uint64_t crc_bad;  
    uint64_t reserved[10];  
    /**  
     * Application layer errors  
     */  
    uint64_t pdu_bad;  
    uint64_t len_bad;  
    uint64_t not_fresh;  
    uint64_t not_prompt;  
};
```

#### Members

Name	Type	Description
ok	uint64_t	Frame Ok. No MAU TX error occurs
pre_mis	uint64_t	Missing preamble (glitches on line)
fsd_mis	uint64_t	Missing Frame Start Delimiter (FSD)
fsd_unk	uint64_t	Unknown Frame Start Delimiter (FSD)
fed_mis	uint64_t	Missing Frame End Delimiter (FED)
crc_bad	uint64_t	Wrong Cyclic Redundancy Check (CRC)
reserved	uint64_t[10]	Internal errors (not documented)
pdu_bad	uint64_t	Unknown FIP Protocol Data Unit (PDU)
len_bad	uint64_t	Bad FIP frame length (LEN)

Name	Type	Description
not_fresh	uint64_t	Consumed variable has not been correctly refreshed by a remote fip node (agent)
not_prompt	uint64_t	Consumed variable is not prompt. Local database hasn't been read (by the user) during promptness period

### 5.5.7. tx\_err

#### Description

Report of TX error by the coprocessor.

#### Definition

```
struct pwrfig_tx_err {  
    /**  
     * Medium Attachment Unit (MAU) errors  
     */  
    uint64_t ok;  
    uint64_t collision;  
    uint64_t consistency;  
    uint64_t reserved[5];  
    /**  
     * Application layer errors  
     */  
    uint64_t not_fresh;  
};
```

#### Members

Name	Type	Description
ok	uint64_t	Frame Ok. No MAU TX error occurs
collision	uint64_t	Other frame present on network during transmission
consistency	uint64_t	The coprocessor listens to the FIP line at the time of its own transmission. This counter is incremented if a consistency problem is detected between the data sent and the data read back
reserved	uint64_t[5]	Internal errors (not documented)
not_fresh	uint64_t	Produced variable is not correctly refreshed inside local database (refreshment period has expired)

### 5.5.8. sm\_ba\_sync

#### Description

This structure allows to retrieve the BA synchronization SM-MPS variable (0x9003) from network.

For more information about this variable, see this [appendix](#).

#### Definition

```
struct pwrfig_sm_ba_sync {  
    uint8_t addr;  
    uint8_t mcycle_num;  
    struct pwrfig_var *var;  
};
```

#### Members

Name	Type	Description
addr	uint8_t	Master node address (Bus Arbiter).
mcycle_num	uint8_t	Macrocycle number in progress.
var	struct pwrfig_var *	pointer to 0x9003 SM-MPS variable.

## 5.5.9. sm\_identification

### Description

This structure allows to retrieve an identification SM-MPS variable (0x10XY) from network.

For more information about this variable, see this [appendix](#).

### Definition

```
struct pwrfig_sm_identification {  
    char manufacturer_name[128];  
    char model_name[128];  
    uint8_t revision;  
    char tag_name[128];  
    uint8_t smmps_class;  
    char vendor_field[128];  
    struct pwrfig_var *var;  
};
```

### Members

Name	Type	Description
manufacturer_name	char[128]	Vendor (or manufacturer) name in ASCII.
model_name	char[128]	Model name in ASCII.
revision	uint8_t	Revision number (ex: 0x23 [v2.3]).
tag_name	char[128]	Tag name.
smmps_class	uint8_t	SM-MPS conformity class.
vendor_field	char[128]	Additional information of the vendor.
var	struct pwrfig_var *	pointer to 0x10XY SM-MPS variable.

## 5.5.10. sm\_presence

### Description

This structure allows to retrieve a presence SM-MPS variable (0x14XY) from network.

For more information about this variable, see this [appendix](#).

### Definition

```
struct pwrfig_sm_presence {  
    uint8_t ident_len;  
    uint8_t ba_state;  
    uint8_t ba_prio;  
    struct pwrfig_var *var;  
};
```

### Members

Name	Type	Description
ident_len	uint8_t	Length of the SM-MPS identification variable related to this node.
ba_state	uint8_t	Bus arbiter state. See <a href="#">enum pwrfig_ba_state</a>
ba_prio	uint8_t	BA priority of the node (if master supported). Within the range [0..15] (0: higher)
var	struct pwrfig_var *	pointer to 0x14XY SM-MPS variable.



### 5.5.11. sm\_presence\_list

#### Description

This structure allows to retrieve the presence list SM-MPS variable (0x9002) from network.  
For more information about this variable, see this [appendix](#).

#### Definition

```
struct pwrfig_sm_presence_list {  
    int count;  
    uint8_t addr[256];  
    struct pwrfig_var *var;  
};
```

#### Members

Name	Type	Description
count	int	Count of present FIP nodes on network.
addr	uint8_t[256]	Adresses table of present FIP nodes.
var	struct pwrfig_var *	pointer to 0x9002 SM-MPS variable.

## 5.5.12. sm\_report

### Description

This structure allows to retrieve a report SM-MPS variable (0x11XY) from network.

For more information about this variable, see this [appendix](#).

### Definition

```
union pwrfig_sm_report_ch_status {
    uint16_t value;
    struct {
        uint16_t tx_quality_ch1:1;
        uint16_t tx_quality_ch2:1;
        uint16_t rx_quality_ch1:1;
        uint16_t rx_quality_ch2:1;
        uint16_t valid_ch1:1;
        uint16_t valid_ch2:1;
        uint16_t traffic_ch1:1;
        uint16_t traffic_ch2:1;
        uint16_t summary_ch1:1;
        uint16_t summary_ch2:1;
        uint16_t reserved:6;
    };
};

struct pwrfig_sm_report {
    uint16_t rx_ok_ch1;
    uint16_t rx_ok_ch2;
    uint16_t rx_nok_ch1;
    uint16_t rx_nok_ch2;
    union pwrfig_sm_report_ch_status channel_status;
    struct pwrfig_var *var;
};
```

### Members

Name	Type	Description
rx_ok_ch1	uint16_t	Frames correctly received on channel 1 by time unit.
rx_ok_ch2	uint16_t	Frames correctly received on channel 2 by time unit.
rx_nok_ch1	uint16_t	Frames incorrectly received on channel 1 by time unit.
rx_nok_ch2	uint16_t	Frames incorrectly received on channel 2 by time unit.

Name	Type	Description
channel_status	<code>union pwrfip_sm_report_ch_status</code>	Medium status of the node.
var	<code>struct pwrfip_var *</code>	pointer to 0x11XY SM-MPS variable.

## 5.6. Extras

### 5.6.1. event

#### Description

FIP event.

#### Definition

```
struct pwrfig_event {  
    uint64_t epoch;  
    uint16_t code;  
    uint16_t param;  
    uint32_t reserved[2];  
};
```

#### Members

Name	Type	Description
epoch	uint64_t	Event epoch (10ns)
code	uint16_t	Event Code See <a href="#">enum pwrfig_event_code</a>
param	uint16_t	Event Parameter. This parameter is significant only for some event codes. For more information, see <a href="#">enum pwrfig_event_code</a> .
reserved	uint32_t[2]	Not documented fields

## 5.6.2. msg\_addr

### Description

FIP message address.

### Definition

```
struct pwrfip_msg_addr {
    union {
        uint32_t addr;
        struct {
            union {
                uint8_t seg;
                struct {
                    uint8_t seg_num:7;
                    uint8_t seg_group:1;
                };
            };
            union {
                uint16_t lsap;
                struct {
                    uint16_t lsap_num:15;
                    uint16_t lsap_group:1;
                };
            };
            uint8_t reserved;
        };
    };
};
```

### Members

Name	Type	Description
<b>addr</b>	uint32_t	Data Link Layer (DLL) address
<b>seg</b>	uint8_t	FIP Segment field
<b>seg_num</b>	uint8_t:7	FIP Segment number
<b>seg_group</b>	uint8_t:1	Segment group: <ul style="list-style-type: none"><li>• 0: Individual segment</li><li>• 1: Group segment</li></ul>
<b>lsap</b>	uint16_t	Link Service Access Point (LSAP)
<b>lsap_num</b>	uint16_t:15	LSAP number

Name	Type	Description
lsap_group	uint16_t:1	LSAP group: <ul style="list-style-type: none"><li>• 0: Individual address</li><li>• 1: Group address</li></ul>
reserved	uint8_t	Reserved field

### 5.6.3. msg\_hdr

#### Description

FIP Message header.

#### Definition

```
struct pwrfig_msg_hdr {  
    struct pwrfig_msg_addr src;  
    struct pwrfig_msg_addr dst;  
};
```

#### Members

Name	Type	Description
<b>src</b>	<code>struct pwrfig_msg_addr</code>	Message source address. See <code>struct pwrfig_msg_addr</code>
<b>dst</b>	<code>struct pwrfig_msg_addr</code>	Message destination address. See <code>struct pwrfig_msg_addr</code>

# Chapter 6. Enumerations

## 6.1. ba\_id\_type

### Description

ID request type allowed inside a macrocycle periodic window (for a master node only).

### Definition

```
enum pwrfig_ba_id_type {  
    PWRFIG_BA_ID_DAT = 0x03,  
    PWRFIG_BA_ID_MSG = 0x05,  
};
```

### Values

Constant	Value	Description
PWRFIG_BA_ID_DAT	0x03	Bus arbiter request for a FIP variable.
PWRFIG_BA_ID_MSG	0x05	Bus arbiter request for a FIP message.



## 6.2. ba\_startup\_mode

### Description

Start-up mode of the bus arbiter.

In a context where several bus arbiters are competing on the network to become master, it is necessary to give election priorities for each of them.

This enumeration defines these calculation methods (or mode) allowing to set-up the start-up/election times of the bus arbiter according to the characteristics of the FIP node.



#### *Bus Arbiter 's Start-up and Election times*

- BA\_StartUp\_Time (microseconds) =  $T0 \times BA\_StartUp\_Par$
- BA\_Election\_Time (microseconds) =  $T0 \times BA\_Election\_Par$


Where T0 is the Silence Time in microseconds.

### Definition

```
enum pwrfig_ba_startup_mode {
    PWRFIG_BA_STUP_STANDARD,
    PWRFIG_BA_STUP_OPTIMIZE_1,
    PWRFIG_BA_STUP_OPTIMIZE_2,
    PWRFIG_BA_STUP_OPTIMIZE_3,
};
```

### Values

Constant	Value	Description
<b>PWRFIG_BA_STUP_STANDARD</b>	0	<ul style="list-style-type: none"> <li>• BA_StartUp_Par = 8712</li> <li>• BA_Election_Par = <math>2 \times [256 \times (BA\_Priority + 1) + Node\_Phy\_Addr + 3]</math></li> </ul>
<b>PWRFIG_BA_STUP_OPTIMIZE_1</b>	1	<ul style="list-style-type: none"> <li>• BA_StartUp_Par = <math>2 \times [(BA\_Max\_Phy\_Addr + 1) \times 16 + 257 + 3]</math></li> <li>• BA_Election_Par = <math>2 \times [(BA\_Max\_Phy\_Addr + 1) \times (BA\_Priority + 1) + Node\_Phy\_Addr + 3]</math></li> </ul>
<b>PWRFIG_BA_STUP_OPTIMIZE_2</b>	2	<ul style="list-style-type: none"> <li>• BA_StartUp_Par = <math>2 \times [(BA\_Max\_Phy\_Addr + 1) \times (BA\_Max\_Priority + 1) + 257 + 3]</math></li> <li>• BA_Election_Par = <math>2 \times [(BA\_Max\_Phy\_Addr + 1) \times (BA\_Priority + 1) + Node\_Phy\_Addr + 3]</math></li> </ul>

Constant	Value	Description
PWRFIP_BA_STUP_OPTIMIZE_3	3	<ul style="list-style-type: none"><li>• <math>BA\_Startup\_Par = 2 \times [(BA\_Max\_Phy\_Addr + 1) \times (BA\_Max\_Priority + 1) + 3]</math></li><li>• <math>BA\_Election\_Par = 2 \times [(BA\_Max\_Phy\_Addr + 1) \times (BA\_Priority + 1) + Node\_Phy\_Addr + 3]</math></li></ul> <div> Only for mono-medium topology.</div>

### Remarks

These times can be automatically calculated with `pwrfig_ba_startup_calculate()` function.

## 6.3. ba\_state

### Description

State of the bus arbiter.

### Definition

```
enum pwrfig_ba_state {  
    PWRFIG_BA_STATE_INITIAL,  
    PWRFIG_BA_STATE_READY,  
    PWRFIG_BA_STATE_STARTING,  
    PWRFIG_BA_STATE_IDLE,  
    PWRFIG_BA_STATE_RUNNING,  
    _PWRFIG_BA_STATE_MAX,  
};
```

### Values

Constant	Value	Description
PWRFIG_BA_STATE_INITIAL	0	Initial state. No bus arbiter config loaded
PWRFIG_BA_STATE_READY	1	User macrocycles context loaded. Here, FIP node is in stopped state, and is ready to start.
PWRFIG_BA_STATE_STARTING	2	Starting-up state (not yet active). The bus arbiter is inside start-up procedure.
PWRFIG_BA_STATE_IDLE	3	Idle state (maybe another bus arbiter is active on network)
PWRFIG_BA_STATE_RUNNING	4	Running state. Current node is master. Bus arbiter is active on network
_PWRFIG_BA_STATE_MAX	5	Max BA state number

## 6.4. ba\_wind\_type

### Description

Type of macrocycle window.

### Definition

```
enum pwrfig_ba_wind_type {  
    _PWRFIG_BA_WIND_TYPE_NONE,  
    _PWRFIG_BA_WIND_TYPE_MIN,  
    PWRFIG_BA_WIND_PER = _PWRFIG_BA_WIND_TYPE_MIN,  
    PWRFIG_BA_WIND_APER_VAR,  
    PWRFIG_BA_WIND_APER_MSG,  
    PWRFIG_BA_WIND_WAIT,  
    _PWRFIG_BA_WIND_TYPE_MAX,  
};
```

### Values

Constant	Value	Description
<code>_PWRFIG_BA_WIND_TYPE_NONE</code>	0	Invalid BA window type
<code>_PWRFIG_BA_WIND_TYPE_MIN</code>	1	Minimal valid type for a bus arbiter window
<code>PWRFIG_BA_WIND_PER</code>	1	Periodic window
<code>PWRFIG_BA_WIND_APER_VAR</code>	2	Aperiodic variable window
<code>PWRFIG_BA_WIND_APER_MSG</code>	3	Aperiodic message window
<code>PWRFIG_BA_WIND_WAIT</code>	4	External/Internal resync waiting window
<code>_PWRFIG_BA_WIND_TYPE_MAX</code>	5	Maximal valid type for a bus arbiter window

## 6.5. bitrate

### Description

FIP bitrate.

### Definition

```
enum pwrfig_bitrate {  
    _PWRFIG_BITRATE_MIN = 1,  
    PWRFIG_BITRATE_31K25 = _PWRFIG_BITRATE_MIN,  
    PWRFIG_BITRATE_1M,  
    PWRFIG_BITRATE_2M5,  
    PWRFIG_BITRATE_5M,  
    _PWRFIG_BITRATE_MAX,  
    _PWRFIG_BITRATE_UNKNOWN = 0,  
};
```

### Values

Constant	Value	Description
_PWRFIG_BITRATE_MIN	1	Minimum valid enum code for bitrate.
PWRFIG_BITRATE_31K25	1	FIP/WorldFIP bitrate at 31.25Kbps.
PWRFIG_BITRATE_1M	2	FIP/WorldFIP bitrate at 1Mbps.
PWRFIG_BITRATE_2M5	3	FIP/WorldFIP bitrate at 2.5Mbps.
PWRFIG_BITRATE_5M	4	FIP/WorldFIP bitrate at 5Mbps.
_PWRFIG_BITRATE_MAX	5	Maximum enum code for bitrate.
_PWRFIG_BITRATE_UNKNOWN	0	Not supported or unknown FIP bitrate.

## 6.6. error\_code

### Description

Library and coprocessor communication error codes.

### Definition

```
enum pwrfig_error_code {
    _PWFIP_ERR_CODE_MIN = 256,
    /* library error codes */
    PWFIP_ERR_DEV_ALREADY_BIND = _PWFIP_ERR_CODE_MIN,
    PWFIP_ERR_DEV_IRQ_HANDLER_STARTED,
    PWFIP_ERR_DEV_IRQ_HANDLER_STOPPED,
    PWFIP_ERR_DEV_DIAG_TASK_STARTED,
    PWFIP_ERR_DEV_DIAG_TASK_STOPPED,
    PWFIP_ERR_AELE_NOT_STOP,
    PWFIP_ERR_AELE_NOT_RUN,
    PWFIP_ERR_AELE_VAR_NOT_FOUND,
    PWFIP_ERR_BA_NOT_STOP,
    PWFIP_ERR_BA_NOT_RUN,
    PWFIP_ERR_INVALID_CTX,
    PWFIP_ERR_CFG_VAR_TYPE_UNKNOWN,
    PWFIP_ERR_CFG_VAR_DIR,
    PWFIP_ERR_CFG_MSG_PROD,
    PWFIP_ERR_CFG_MSG_DIR,
    PWFIP_ERR_CFG_VAR_EXIST,
    PWFIP_ERR_CFG_MSG_EXIST,
    PWFIP_ERR_CFG_VAR_BAD_LEN,
    PWFIP_ERR_CFG_MSG_TYPE_UNKNOWN,
    PWFIP_ERR_CFG_MSG_TX_ACK_MODE_UNKNOWN,
    PWFIP_ERR_CFG_MSG_TX_CH_PER_EXIST,
    PWFIP_ERR_CFG_MSG_TX_CH_PER_UNKNOWN,
    PWFIP_ERR_CFG_MSG_TX_CH_PER_NOID,
    PWFIP_ERR_MCYCLE_WIND_COUNT,
    PWFIP_ERR_MCYCLE_WIND_UNKNOWN,
    PWFIP_ERR_MCYCLE_WIND_END,
    PWFIP_ERR_MCYCLE_PER_WIND_REQ_COUNT,
    PWFIP_ERR_MCYCLE_PER_WIND_REQ_UNKNOWN,
    PWFIP_ERR_MCYCLE_WIND_TIME_INC,
    PWFIP_ERR_NODE_BSS_OVERFLOW,
    PWFIP_ERR_NODE_HANDLER_MISSING,
    PWFIP_ERR_NODE_FRM_TYPE_INVALID,
    PWFIP_ERR_NODE_BITRATE_INVALID,
    PWFIP_ERR_NODE_MSG_CAP_NOT_SUPPORTED,
    PWFIP_ERR_NODE_RX_MSG_FIFO_SZ,
    PWFIP_ERR_NODE_RX_MSG_SEG_CAP,
    PWFIP_ERR_NODE_TX_MSG_FIFO_SZ,
    PWFIP_ERR_NODE_TX_MSG_REPEAT,
    PWFIP_ERR_NODE_BA_STUP_TIMES,
```


```

PWRFIP_ERR_NODE_BA_REQ_FIFO_SZ,
PWRFIP_ERR_NODE_TR_INVALID,
PWRFIP_ERR_NODE_TS_INVALID,
PWRFIP_ERR_NODE_IDENT_PARAM,
PWRFIP_ERR_NODE_IDENT_LEN,
PWRFIP_ERR_BA_STUP_TS_INVALID,
PWRFIP_ERR_BA_STUP_PHY_ADDR_INVALID,
PWRFIP_ERR_BA_STUP_PRIO_INVALID,
/* communication errors codes (mailboxes) */
_PWRFIP_ERR_COM_CODE_OFFSET,
PWRFIP_ERR_COM_DIR_UNKNOWN = _PWRFIP_ERR_COM_CODE_OFFSET,
PWRFIP_ERR_COM_NOT_OUTBOX,
PWRFIP_ERR_COM_NOT_INBOX,
PWRFIP_ERR_COM_INVAL,
PWRFIP_ERR_COM_TMO,
PWRFIP_ERR_COM_BUSY,
PWRFIP_ERR_COM_NO_PKT,
PWRFIP_ERR_COM_PKT_BAD_SZ,
PWRFIP_ERR_COM_PKT_BAD_CMD,
PWRFIP_ERR_COM_PKT_RES_FAILED,
_PWRFIP_ERR_CODE_MAX,
};

```

### Values

Constant	Description
<b>PWRFIP_ERR_DEV_ALREADY_BIND</b>	The device is already bound to another FIP node session.
<b>PWRFIP_ERR_DEV_IRQ_HANDLER_STARTED</b>	IRQ handler is already started.
<b>PWRFIP_ERR_DEV_IRQ_HANDLER_STOPPED</b>	IRQ handler is already stopped.
<b>PWRFIP_ERR_DEV_DIAG_TASK_STARTED</b>	Diagnostic task is already started.
<b>PWRFIP_ERR_DEV_DIAG_TASK_STOPPED</b>	Diagnostic task is already stopped.
<b>PWRFIP_ERR_AELE_NOT_STOP</b>	FIP node is currently running.
<b>PWRFIP_ERR_AELE_NOT_RUN</b>	FIP node is currently stopped.
<b>PWRFIP_ERR_AELE_VAR_NOT_FOUND</b>	Unknown variable ID for this FIP node.
<b>PWRFIP_ERR_BA_NOT_STOP</b>	Macrocycle (BA) is not stopped.
<b>PWRFIP_ERR_BA_NOT_RUN</b>	No BA is currently running.
<b>PWRFIP_ERR_INVALID_CTX</b>	Objects (aele, mcycle...) do not belong to the same node context.

Constant	Description
PWRFIP_ERR_CFG_VAR_TYPE_UNKN OWN	Unknown variable type.
PWRFIP_ERR_CFG_VAR_DIR	Impossible to change the direction of the variable (prod/cons) for this ID.
PWRFIP_ERR_CFG_MSG_PROD	Impossible to link a produced message on this ID. A consumed variable is already attached to it.
PWRFIP_ERR_CFG_MSG_DIR	Impossible to change direction. A produced message is already attached to it.
PWRFIP_ERR_CFG_VAR_EXIST	A variable already exists for this ID.
PWRFIP_ERR_CFG_MSG_EXIST	A message already exists with this header.
PWRFIP_ERR_CFG_VAR_BAD_LEN	<p>Incorrect payload size configuration.</p> <div>  <p>Maximum size:</p> <ul style="list-style-type: none"> <li>• 126: variable without MPS status</li> <li>• 125: variable with MPS status (refreshment)</li> <li>• 121: variable with dynamic refreshment</li> </ul> </div>
PWRFIP_ERR_CFG_MSG_TYPE_UNKN OWN	Unknown message type.
PWRFIP_ERR_CFG_MSG_TX_ACK_MO DE_UNKNOWN	Unknown message acknowledgement mode.
PWRFIP_ERR_CFG_MSG_TX_CH_PER _EXIST	A periodic message channel is already attached to this ID.
PWRFIP_ERR_CFG_MSG_TX_CH_PER _UNKNOWN	Unknown periodic message channel number.
PWRFIP_ERR_CFG_MSG_TX_CH_PER _NOID	No ID attached to this periodic message channel number.
PWRFIP_ERR_MCYCLE_WIND_COUN T	Invalid macrocycle windows count (should be at least 1).
PWRFIP_ERR_MCYCLE_WIND_UNKN OWN	Unknown macrocycle windows type.
PWRFIP_ERR_MCYCLE_WIND_END	Invalid macrocycle (should end with a WAIT window).
PWRFIP_ERR_MCYCLE_PER_WIND_R EQ_COUNT	At least one request is required for BA periodic window.



Constant	Description
<b>PWRFIP_ERR_MCYCLE_PER_WIND_REQ_UNKNOWN</b>	Unknown macrocycle periodic request (ID_DAT or ID_MSG).
<b>PWRFIP_ERR_MCYCLE_WIND_TIME_INC</b>	Overlap on macrocycle windows end times.
<b>PWRFIP_ERR_NODE_BSS_OVERFLOW</b>	BSS overflow. Queues size of the node should be reduced.
<b>PWRFIP_ERR_NODE_HANDLER_MISSING</b>	Reset/Error/Warning handlers are mandatory.
<b>PWRFIP_ERR_NODE_FRM_TYPE_INVALID</b>	Invalid frame type (FIP or WorldFIP).
<b>PWRFIP_ERR_NODE_BITRATE_INVALID</b>	Invalid node bitrate configuration.
<b>PWRFIP_ERR_NODE_MSG_CAP_NOT_SUPPORTED</b>	The node does not support messaging capability.
<b>PWRFIP_ERR_NODE_RX_MSG_FIFO_SZ</b>	Queue size for message consumption should be in [1..64] range.
<b>PWRFIP_ERR_NODE_RX_MSG_SEG_CAP</b>	Segment capability for consumption message should be [0..2].
<b>PWRFIP_ERR_NODE_TX_MSG_FIFO_SZ</b>	Queue size for message transmission should be in [1..64] range.
<b>PWRFIP_ERR_NODE_TX_MSG_REPEAT</b>	Maximum repeats for acknowledged message transmission should be in [0..3] range.
<b>PWRFIP_ERR_NODE_BA_STUP_TIMES</b>	The election time must be shorter than the start-up time.
<b>PWRFIP_ERR_NODE_BA_REQ_FIFO_SZ</b>	Queue size for BA requests should be in [1..64] range.
<b>PWRFIP_ERR_NODE_TR_INVALID</b>	Invalid FIP turn around time configuration.
<b>PWRFIP_ERR_NODE_TS_INVALID</b>	Invalid FIP silence time configuration.
<b>PWRFIP_ERR_NODE_IDENT_PARAM</b>	Mandatory parameters are missing for the node identification.
<b>PWRFIP_ERR_NODE_IDENT_LEN</b>	Node identification parameters exceed limit size.
<b>PWRFIP_ERR_BA_STUP_TS_INVALID</b>	Silence time should not be 0.
<b>PWRFIP_ERR_BA_STUP_PHY_ADDR_INVALID</b>	Local physical address should not exceed maximum network address.
<b>PWRFIP_ERR_BA_STUP_PRIO_INVALID</b>	Local BA priority should not exceed max priority (0: highest prio).

Constant	Description
PWRFIP_ERR_COM_DIR_UNKNOW	Unknown direction for the mailbox.
PWRFIP_ERR_COM_NOT_OUTBOX	The mailbox is not configured as output.
PWRFIP_ERR_COM_NOT_INBOX	The mailbox is not configured as input.
PWRFIP_ERR_COM_INVALID	Mailbox invalid argument.
PWRFIP_ERR_COM_TMO	Mailbox timeout.
PWRFIP_ERR_COM_BUSY	Mailbox is busy.
PWRFIP_ERR_COM_NO_PKT	Mailbox has no packet to treat.
PWRFIP_ERR_COM_PKT_BAD_SZ	Incorrect packet size for the mailbox.
PWRFIP_ERR_COM_PKT_BAD_CMD	Unknown packet command id for the mailbox.
PWRFIP_ERR_COM_PKT_RES_FAILED	Error during response procedure (inbox).

## 6.7. event\_code



### Description




FIP event codes of the library.


### Definition

```
enum pwrfig_event_code {  
    PWRFIG_EVT_SEND_VAR_P = 0x8100,  
    PWRFIG_EVT_SEND_VAR_T = 0x0100,  
    PWRFIG_EVT_RECV_VAR_P = 0x8200,  
    PWRFIG_EVT_RECV_VAR_T = 0x0200,  
    PWRFIG_EVT_RECV_MSG = 0x0240,  
    PWRFIG_EVT_SEND_MSG = 0x0140,  
    PWRFIG_EVT_SEND_APU = 0x0130,  
    PWRFIG_EVT_SEND_APN = 0x0131,  
    PWRFIG_EVT_BA_ACTIVITY = 0x0400,  
    PWRFIG_EVT_BA_STOP_TMO = 0x0401,  
    PWRFIG_EVT_BA_STOP_ERR = 0x0402,  
    PWRFIG_EVT_BA_STOP_USR = 0x0404,  
    PWRFIG_EVT_BA_IDLE = 0x0408,  
};
```

### Values

Constant	Value	Description
PWRFIG_EVT_SEND_VAR_P	0x8100	<p>A variable set-up with <i>permanent</i> event has been sent on the FIP network.</p> <div><p>The variable ID attached to this event code is saved in <code>.param</code> field of <code>struct pwrfig_event</code></p></div>
PWRFIG_EVT_SEND_VAR_T	0x0100	<p>A variable set-up with <i>temporary</i> event (once) has been sent on the FIP network.</p> <div><p>The variable ID attached to this event code is saved in <code>.param</code> field of <code>struct pwrfig_event</code></p></div>

Constant	Value	Description
PWRFIP_EVT_RECV_VAR_P	0x8200	<p>A variable set-up with <i>permanent</i> event has been received from the FIP network.</p> <div>  <p>The variable ID attached to this event code is saved in <code>.param</code> field of <code>struct pwr_fip_event</code></p> </div>
PWRFIP_EVT_RECV_VAR_T	0x0200	<p>A variable set-up with <i>temporary</i> event (once) has been received from the FIP network.</p> <div>  <p>The variable ID attached to this event code is saved in <code>.param</code> field of <code>struct pwr_fip_event</code></p> </div>
PWRFIP_EVT_RECV_MSG	0x0240	A FIP message has been received from the FIP network.
PWRFIP_EVT_SEND_MSG	0x0140	A FIP message has been sent to the FIP network.
PWRFIP_EVT_SEND_APU	0x0130	An <i>urgent</i> aperiodic variable list has been sent to the FIP network.
PWRFIP_EVT_SEND_APN	0x0131	An <i>normal</i> aperiodic variable list has been sent to the FIP network.
PWRFIP_EVT_BA_ACTIVITY	0x0400	The bus arbiter is running. The local node is master.
PWRFIP_EVT_BA_STOP_TM O	0x0401	<p>The bus arbiter has stopped on timeout.</p> <div>  <p>This event occurs when the macrocycle executes a waiting window (with external trigger waiting). If the external signal does not occur within the configured time, this event is emitted and the bus arbiter stops.</p> </div>

Constant	Value	Description
<b>PWRFIP_EVT_BA_STOP_ERR</b>	0x0402	<p>The bus arbiter has stopped on network fault.</p> <div>  <p>This event occurs if the macrocycle executes an unknown or incorrect program instruction code. (see <code>struct pwrfig_ba_wind_cfg</code> - <code>.type</code> field)</p> <p>It can also occur during the start-up phase of the macrocycle, if tx errors are reported during sending of 3 padding frames.</p> </div>
<b>PWRFIP_EVT_BA_STOP_USR</b>	0x0404	The bus arbiter has been stopped by an user command.
<b>PWRFIP_EVT_BA_IDLE</b>	0x0408	The bus arbiter has switched to IDLE mode. Another BA is already active on the network.

## 6.8. evt\_type

### Description

FIP event type.

### Definition

```
enum pwrfig_evt_type {  
    PWRFIG_EVT_TYPE_NONE,  
    PWRFIG_EVT_TYPE_PERMANENT_ID,  
    PWRFIG_EVT_TYPE_PERMANENT,  
    PWRFIG_EVT_TYPE_TEMPORARY,  
};
```

### Values

Constant	Value	Description
<b>PWRFIG_EVT_TYPE_NONE</b>	0	No event.
<b>PWRFIG_EVT_TYPE_PERMANENT_ID</b>	1	Permanent event on request detection. Raises a synchronous event each time the specific ID_DAT frame is detected on network.
<b>PWRFIG_EVT_TYPE_PERMANENT</b>	2	Permanent event on response detection. Raises a synchronous event each time the specific RP_DAT frame is detected on network.
<b>PWRFIG_EVT_TYPE_TEMPORARY</b>	3	Temporary event on response detection. Raises a synchronous event only once at the specific RP_DAT frame detection.

## 6.9. frame\_type



### Description

Frame type.

### Definition

```
enum pwrfig_frame_type {  
    _PWRFIG_FRM_TYPE_MIN = 1,  
    PWRFIG_FRM_FIP = _PWRFIG_FRM_TYPE_MIN,  
    PWRFIG_FRM_WORLDFIP,  
    _PWRFIG_FRM_TYPE_MAX,  
    _PWRFIG_FRM_TYPE_UNKNOWN = 0,  
};
```

### Values

Constant	Value	Description
_PWRFIG_FRM_TYPE_MIN	1	Minimum valid enum code for frame type.
PWRFIG_FRM_FIP	1	FIP frame type.  <div> <i>Type of frame delimiters and CRC</i> UTE (Union Technique de l'Electricité)</div>
PWRFIG_FRM_WORLDFIP	2	WorldFIP frame type.  <div> <i>Type of frame delimiters and CRC</i> IEC (International Electrotechnical Commission)</div>
_PWRFIG_FRM_TYPE_MAX	3	Maximum enum code for frame type.
_PWRFIG_FRM_TYPE_UNKNOWN	0	Unknown frame type.

## 6.10. medium\_cmd\_flag

### Description

Medium management command.

The PowerFIP coprocessor provides a medium redundancy management solution for a FIP/WorldFIP bi-medium connection node. These commands allow to manage these two FIP channels.

### Definition

```
enum pwrfig_medium_cmd_flag {
    PWRFIG_MEDIUM_CMD_ENABLE_CH_1 = (1 << 0),
    PWRFIG_MEDIUM_CMD_DISABLE_CH_1 = (1 << 1),
    PWRFIG_MEDIUM_CMD_ENABLE_CH_2 = (1 << 2),
    PWRFIG_MEDIUM_CMD_DISABLE_CH_2 = (1 << 3),
    PWRFIG_MEDIUM_CMD_ENABLE_CH_1_2 = ((PWRFIG_MEDIUM_CMD_ENABLE_CH_1) |
                                         (PWRFIG_MEDIUM_CMD_ENABLE_CH_2)),
    PWRFIG_MEDIUM_CMD_DISABLE_CH_1_2 = ((PWRFIG_MEDIUM_CMD_DISABLE_CH_1) |
                                         (PWRFIG_MEDIUM_CMD_DISABLE_CH_2)),
    PWRFIG_MEDIUM_CMD_CLEAR_TX_ERR = (1 << 4),
    PWRFIG_MEDIUM_CMD_RESET_CH_1 = (1 << 5),
    PWRFIG_MEDIUM_CMD_RESET_CH_2 = (1 << 6),
    PWRFIG_MEDIUM_CMD_RESET_CH_1_2 = ((PWRFIG_MEDIUM_CMD_RESET_CH_1) |
                                       (PWRFIG_MEDIUM_CMD_RESET_CH_2)),
};
```

### Values

Constant	Value	Description
<b>PWRFIG_MEDIUM_CMD_ENABLE_CH_1</b>	0x0001	Enable FIP channel 1.
<b>PWRFIG_MEDIUM_CMD_DISABLE_CH_1</b>	0x0002	Disable FIP channel 1.
<b>PWRFIG_MEDIUM_CMD_ENABLE_CH_2</b>	0x0004	Enable FIP channel 2.
<b>PWRFIG_MEDIUM_CMD_DISABLE_CH_2</b>	0x0008	Disable FIP channel 2.
<b>PWRFIG_MEDIUM_CMD_ENABLE_CH_1_2</b>	0x0005	Enable both FIP channels.
<b>PWRFIG_MEDIUM_CMD_DISABLE_CH_1_2</b>	0x000a	Disable both FIP channels.
<b>PWRFIG_MEDIUM_CMD_CLEAR_TX_ERR</b>	0x0010	Clear TX error flag for both channels.



Constant	Value	Description
<b>PWRFIP_MEDIUM_CMD_RESET_CH_1</b>	0x0020	Reset FIP channel 1.
<b>PWRFIP_MEDIUM_CMD_RESET_CH_2</b>	0x0040	Reset FIP channel 2.
<b>PWRFIP_MEDIUM_CMD_RESET_CH_1_2</b>	0x0060	Reset both channels.

## 6.11. medium\_state

### Description

Flags describing FIP medium (channels) state.

### Definition

```
enum pwrfig_medium_state {  
    PWRFIG_MEDIUM_STATE_CH1_VALID = (1 << 0),  
    PWRFIG_MEDIUM_STATE_CH2_VALID = (1 << 1),  
    PWRFIG_MEDIUM_STATE_CH1_TX_ERROR = (1 << 2),  
    PWRFIG_MEDIUM_STATE_CH2_TX_ERROR = (1 << 3),  
    PWRFIG_MEDIUM_STATE_CH1_WATCHDOG = (1 << 4),  
    PWRFIG_MEDIUM_STATE_CH2_WATCHDOG = (1 << 5),  
};
```

### Values

Constant	Value	Description
PWRFIG_MEDIUM_STATE_CH1_VALID	0x0001	Channel 1 is active
PWRFIG_MEDIUM_STATE_CH2_VALID	0x0002	Channel 2 is active
PWRFIG_MEDIUM_STATE_CH1_TX_ERROR	0x0004	TX Error detected on channel 1
PWRFIG_MEDIUM_STATE_CH2_TX_ERROR	0x0008	TX Error detected on channel 2
PWRFIG_MEDIUM_STATE_CH1_WATCHDOG	0x0010	Watchdog on channel 1. MAU has to be reset.
PWRFIG_MEDIUM_STATE_CH2_WATCHDOG	0x0020	Watchdog on channel 2. MAU has to be reset.

## 6.12. msg\_err\_code

### Description

FIP message error codes after read/write operation.

### Definition

```
enum pwrfig_msg_err_code {
    _PWRFIG_MSG_OK,
    _PWRFIG_MSG_ERR_MIN,
    /* configuration errors */
    PWRFIG_MSG_TX_CH_UNKNOWN = _PWRFIG_MSG_ERR_MIN,
    /* context error */
    PWRFIG_MSG_TYPE_BAD,
    PWRFIG_MSG_LEN_BAD,
    /* -> rx msg */
    PWRFIG_MSG_RX_FIFO_EMPTY,
    /* -> tx msg */
    PWRFIG_MSG_TX_FIFO_EMPTY,
    PWRFIG_MSG_TX_FIFO_FULL,
    PWRFIG_MSG_TX_TMO,
    PWRFIG_MSG_TX_ACK_TMO,
    PWRFIG_MSG_TX_ACK_NACK,
    _PWRFIG_MSG_ERR_MAX,
};
```

### Values

Constant	Value	Description
<code>_PWRFIG_MSG_OK</code>	0	No error. Operation correctly performed.
<code>_PWRFIG_MSG_ERR_MIN</code>	1	Minimal error code.
<code>PWRFIG_MSG_TX_CH_UNKNOWN</code>	1	Unknown message TX channel number.
<code>PWRFIG_MSG_TYPE_BAD</code>	2	Bad message type. See <code>.type</code> field of <code>struct pwrfig_msg_cfg</code> .
<code>PWRFIG_MSG_LEN_BAD</code>	3	Bad message length. A message byte size (header + payload) should be in [7;262] range.
<code>PWRFIG_MSG_RX_FIFO_EMPTY</code>	4	RX message queue is empty.
<code>PWRFIG_MSG_TX_FIFO_EMPTY</code>	5	TX message queue is empty.
<code>PWRFIG_MSG_TX_FIFO_FULL</code>	6	TX message queue is full.

Constant	Value	Description
<b>PWRFIP_MSG_TX_TMO</b>	7	Message not sent and timeout expired (both mode: ack/noack). It's a local timeout. No transmission attempt on the network by the local node. Maybe TX message channel is not correctly set-up, or the BA node never queries the identifier attached to the TX channel.
<b>PWRFIP_MSG_TX_ACK_TM O</b>	8	Message sent but never acked (ack mode only). It's a remote timeout. No ACK frame received despite SDA request. The remote target node is absent or not working properly.
<b>PWRFIP_MSG_TX_ACK_NA CK</b>	9	Message sent but negatively acknowledged (ack mode only). The remote target node has sent a NACK frame (RP_ACKme/RP_ACKmo) to reject the received message. Maybe the message reception queue of the remote target node is full or not correctly set-up.
<b>_PWRFIP_MSG_ERR_MAX</b>	10	Maximum error code

## 6.13. msg\_rx\_seg\_cap

### Description

Message reception capability for the node depending on the destination segment of the FIP message.




A FIP node can be configured to be more or less sensitive to receiving FIP messages from the network.

Depending on the header of the received message (destination address), it is possible to filter all messages destined to a particular FIP segment or to accept only particular header values.

### Definition

```
enum pwrfig_msg_rx_seg_cap {
    _PWRFIG_MSG_SEG_CAP_MIN = 0,
    PWRFIG_MSG_SEG_IGNORE = _PWRFIG_MSG_SEG_CAP_MIN,
    PWRFIG_MSG_SEG_ACCEPT_ALL,
    PWRFIG_MSG_SEG_ACCEPT_LTD,
    _PWRFIG_MSG_SEG_CAP_MAX,
};
```

### Values

Constant	Value	Description
<code>_PWRFIG_MSG_SEG_CAP_MIN</code>	0	Minimum capacity value.
<code>PWRFIG_MSG_SEG_IGNORE</code>	0	Ignore all messages sent to the segment.
<code>PWRFIG_MSG_SEG_ACCEPT_ALL</code>	1	Accept all messages sent to the segment (regardless of the DSAP).
<code>PWRFIG_MSG_SEG_ACCEPT_LTD</code>	2	Limited acceptance. <div><p>Only if the DSAP is configured for the node. See <code>.rx.dst.lsap</code> field of <code>struct pwrfig_msg_cfg</code>.</p></div>
<code>_PWRFIG_MSG_SEG_CAP_MAX</code>	3	Maximum capacity value.

## 6.14. msg\_tx\_ack\_mode

### Description

Acknowledgement mode for a FIP message.

### Definition

```
enum pwrfig_msg_tx_ack_mode {  
    _PWRFIG_MSG_TX_ACK_MODE_MIN = 0,  
    PWRFIG_MSG_TX_ACK_MODE_SDN = _PWRFIG_MSG_TX_ACK_MODE_MIN,  
    PWRFIG_MSG_TX_ACK_MODE_SDA,  
    _PWRFIG_MSG_TX_ACK_MODE_MAX,  
};
```

### Values

Constant	Value	Description
_PWRFIG_MSG_TX_ACK_MODE_MIN	0	Minimum TX acknowledgment mode value
PWRFIG_MSG_TX_ACK_MODE_SDN	0	Send message without acknowledgment request (SDN)
PWRFIG_MSG_TX_ACK_MODE_SDA	1	Send message with acknowledgment request (SDA)
_PWRFIG_MSG_TX_ACK_MODE_MAX	2	Maximum TX acknowledgment mode value

## 6.15. msg\_tx\_channel

### Description

Transmission channels number for FIP messages.

### Definition

```
enum pwrfig_msg_tx_channel {  
    _PWRFIG_MSG_TX_CH_MIN = 0,  
    PWRFIG_MSG_TX_CH_APER = _PWRFIG_MSG_TX_CH_MIN,  
    PWRFIG_MSG_TX_CH_PER_1,  
    PWRFIG_MSG_TX_CH_PER_2,  
    PWRFIG_MSG_TX_CH_PER_3,  
    PWRFIG_MSG_TX_CH_PER_4,  
    PWRFIG_MSG_TX_CH_PER_5,  
    PWRFIG_MSG_TX_CH_PER_6,  
    PWRFIG_MSG_TX_CH_PER_7,  
    PWRFIG_MSG_TX_CH_PER_8,  
    _PWRFIG_MSG_TX_CH_MAX,  
};
```

### Values

Constant	Value	Description
<b>_PWRFIG_MSG_TX_CH_MIN</b>	0	Minimum message TX channel value
<b>PWRFIG_MSG_TX_CH_APER</b>	0	Aperiodic message transmission channel
<b>PWRFIG_MSG_TX_CH_PER_1</b>	1	Periodic message transmission channel 1
<b>PWRFIG_MSG_TX_CH_PER_2</b>	2	Periodic message transmission channel 2
<b>PWRFIG_MSG_TX_CH_PER_3</b>	3	Periodic message transmission channel 3
<b>PWRFIG_MSG_TX_CH_PER_4</b>	4	Periodic message transmission channel 4
<b>PWRFIG_MSG_TX_CH_PER_5</b>	5	Periodic message transmission channel 5
<b>PWRFIG_MSG_TX_CH_PER_6</b>	6	Periodic message transmission channel 6
<b>PWRFIG_MSG_TX_CH_PER_7</b>	7	Periodic message transmission channel 7
<b>PWRFIG_MSG_TX_CH_PER_8</b>	8	Periodic message transmission channel 8

Constant	Value	Description
<b>_PWRFIP_MSG_TX_CH_MAX</b>	9	Maximum message TX channel value



## 6.16. msg\_type

### Description

FIP message type.

### Definition

```
enum pwrfig_msg_type {  
    _PWRFIG_MSG_TYPE_MIN = 0,  
    PWRFIG_MSG_TYPE_RECV = _PWRFIG_MSG_TYPE_MIN,  
    PWRFIG_MSG_TYPE_SEND,  
    _PWRFIG_MSG_TYPE_MAX,  
};
```

### Values

Constant	Value	Description
_PWRFIG_MSG_TYPE_MIN	0	Minimum message type value
PWRFIG_MSG_TYPE_RECV	0	Message to receive
PWRFIG_MSG_TYPE_SEND	1	Message to send
_PWRFIG_MSG_TYPE_MAX	2	Maximum message type value

## 6.17. node\_operation

### Description

Operation type inside a FIP node.

### Definition

```
enum pwrfip_node_operation {  
    _PWRFIP_NODE_OP_UNKNOWN,  
    PWRFIP_NODE_OP_WAIT_RX_RP_FRM,  
    PWRFIP_NODE_OP_WAIT_TX_RP_FRM,  
    PWRFIP_NODE_OP_WAIT_RX_ID_FRM,  
    PWRFIP_NODE_OP_WAIT_TX_ID_FRM,  
    _PWRFIP_NODE_OP_MAX,  
};
```

### Values

Constant	Value	Description
<b>_PWRFIP_NODE_OP_UNKN OWN</b>	0	Unknown operation
<b>PWRFIP_NODE_OP_WAIT_ RX_RP_FRM</b>	1	Wait for reception of <i>RP_XX</i> frame
<b>PWRFIP_NODE_OP_WAIT_ TX_RP_FRM</b>	2	<i>RP_XX</i> frame transmission in progress
<b>PWRFIP_NODE_OP_WAIT_ RX_ID_FRM</b>	3	Wait for reception of <i>ID_XX</i> frame
<b>PWRFIP_NODE_OP_WAIT_ TX_ID_FRM</b>	4	<i>ID_XX</i> frame transmission in progress
<b>_PWRFIP_NODE_OP_MAX</b>	5	Max node operation

## 6.18. node\_state

### Description

FSM (Finite State Machine) for a FIP node.

### Definition

```
enum pwrfig_node_state {  
    PWRFIG_NODE_STATE_INITIAL,  
    PWRFIG_NODE_STATE_LOADED,  
    PWRFIG_NODE_STATE_READY,  
    PWRFIG_NODE_STATE_RUNNING,  
    _PWRFIG_NODE_STATE_MAX,  
};
```

### Values

Constant	Value	Description
PWRFIG_NODE_STATE_INITIAL	0	Initial state. No config loaded
PWRFIG_NODE_STATE_LOADED	1	General node config loaded.
PWRFIG_NODE_STATE_READY	2	User context loaded (AE/LE). Here, FIP node is in stopped state, and is ready to start.
PWRFIG_NODE_STATE_RUNNING	3	Running state. Node is active on network
_PWRFIG_NODE_STATE_MAX	4	Max node state number

## 6.19. sm\_var\_type

### Description

FIP system management variable type (SM-MPS).

### Definition

```
enum pwrfig_sm_var_type {  
    PWRFIG_SM_VAR_IDENT,  
    PWRFIG_SM_VAR_REPORT,  
    PWRFIG_SM_VAR_PRESENCE,  
};
```

### Values

Constant	Value	Description
PWRFIG_SM_VAR_IDENT	0	Identification SM-MPS variable (0x10XY).
PWRFIG_SM_VAR_REPORT	1	Report SM-MPS variable (0x11XY).
PWRFIG_SM_VAR_PRESENCE	2	Presence SM-MPS variable (0x14XY).

## 6.20. var\_aper\_channel\_type

### Description

Priority level for the channel dedicated to aperiodic variable requests.

### Definition

```
enum pwrfig_var_aper_channel_type {  
    PWRFIG_VAR_APER_CH_NORMAL = 0,  
    PWRFIG_VAR_APER_CH_URGENT,  
};
```

### Values

Constant	Value	Description
PWRFIG_VAR_APER_CH_NORMAL	0	Normal priority.
PWRFIG_VAR_APER_CH_URGENT	1	Urgent priority.

## 6.21. var\_err\_code

### Description


FIP variable error codes after read/write operation.

### Definition

```
enum pwrfip_var_err_code {
    _PWRFIP_VAR_OK,
    _PWRFIP_VAR_ERR_MIN,
    /* configuration errors */
    PWRFIP_VAR_ID_UNKNOWN = _PWRFIP_VAR_ERR_MIN,
    PWRFIP_VAR_NOT_PRODUCING,
    PWRFIP_VAR_NOT_CONSUMING,
    PWRFIP_VAR_TX_APER_CH_UNKNOWN,
    /* context error */
    PWRFIP_VAR_PDU_INCONSISTENT,
    PWRFIP_VAR_LEN_TOO_LONG,
    PWRFIP_VAR_LEN_TOO_SHORT,
    PWRFIP_VAR_NEVER_RECEIVED,
    PWRFIP_VAR_TX_APER_FIFO_EMPTY,
    PWRFIP_VAR_TX_APER_FIFO_FULL,
    /* payload error */
    /* -> cons var */
    PWRFIP_VAR_NOT_MEANING,
    PWRFIP_VAR_NOT_REFRESH,
    PWRFIP_VAR_NOT_PROMPT,
    PWRFIP_VAR_BAD_PROMPT_PER,
    /* -> prod var */
    PWRFIP_VAR_BAD_REFRESH_PER,
    _PWRFIP_VAR_ERR_MAX,
};
```

### Values

Constant	Value	Description
<b>_PWRFIP_VAR_OK</b>	0	No error. Operation correctly performed.
<b>_PWRFIP_VAR_ERR_MIN</b>	1	Minimal error code.
<b>PWRFIP_VAR_ID_UNKNOWN</b>	1	Unknown variable ID. The FIP identifier is not set to support a variable. No RP_DAT frame attached to local database.
<b>PWRFIP_VAR_NOT_PRODUCING</b>	2	The FIP variable is not set to production.
<b>PWRFIP_VAR_NOT_CONSUMING</b>	3	The FIP variable is not set to consumption.

Constant	Value	Description
PWRFIP_VAR_TX_APER_CH_UNKNOWN	4	Unknown TX channel number for aperiodic variable.  <div>  <ul style="list-style-type: none"> <li>• Normal channel number = 0</li> <li>• Urgent channel number = 1</li> </ul> </div>
PWRFIP_VAR_PDU_INCONSISTENT	5	Inconsistent variable PDU (Protocol Data Unit). The PDU read on the FIP network does not match with the PDU configured for the variable.
PWRFIP_VAR_LEN_TOO_LONG	6	The size of the variable read on the FIP network is longer than the one configured in the local database.
PWRFIP_VAR_LEN_TOO_SHORT	7	The size of the variable read on the FIP network is shorter than the one configured in the local database.
PWRFIP_VAR_NEVER_RECEIVED	8	The variable has never been received on the FIP node.
PWRFIP_VAR_TX_APER_FIFO_EMPTY	9	TX aperiodic variable queue is empty.
PWRFIP_VAR_TX_APER_FIFO_FULL	10	TX aperiodic variable queue is full.
PWRFIP_VAR_NOT_MEANING	11	The FIP variable read is not significant.
PWRFIP_VAR_NOT_REFRESH	12	The FIP variable is not fresh. (see <i>production status</i> byte)
PWRFIP_VAR_NOT_PROMPT	13	The FIP variable is not prompt.
PWRFIP_VAR_BAD_PROMPT_PER	14	Bad reading frequency for application layer (promptness). User app is not reading the FIP variable with a correct period. This may be due to excessive OS latencies.
PWRFIP_VAR_BAD_REFRESH_PER	15	Bad writing frequency for application layer (refreshment) User app is not writing the FIP variable with a correct period. This may be due to excessive OS latencies.
_PWRFIP_VAR_ERR_MAX	16	Maximum error code

## 6.22. var\_flags

### Description




Set-up flags for a FIP variable




### Definition

```
enum pwrfig_var_flags {  
    /**  
     * PROD/CONS  
     */  
    PWRFIG_VAR_FLAGS_REFRESH = (1 << 0),  
    PWRFIG_VAR_FLAGS_DYN_REFRESH = (1 << 1),  
    /**  
     * PROD only  
     */  
    PWRFIG_VAR_FLAGS_APER_VAR_REQ = (1 << 8),  
    PWRFIG_VAR_FLAGS_APER_MSG_REQ = (1 << 9),  
    /**  
     * CONS only  
     */  
    PWRFIG_VAR_FLAGS_PROMPT = (1 << 12),  
    PWRFIG_VAR_FLAGS_CHK_PDU_LEN = (1 << 13),  
  
    PWRFIG_VAR_FLAGS_MAX_VAL = (1 << 15),  
};
```

### Values



Constant	Value	Description
PWRFIP_VAR_FLAGS_REFRESH	0x0001	<p>Enable/Disable production status (refreshment)</p> <div>  <ul style="list-style-type: none"> <li>• Production variable case: If this option is enabled, an extra byte - called <i>production status</i> - is automatically added to the end of the payload by the coprocessor. This byte is updated by the producer to inform other nodes if the payload is correctly refreshed inside its local database.</li> <li>• Consumption variable case: If this option is enabled, the last useful byte of the frame is considered to be a <i>production state</i>. It is then interpreted by the coprocessor to know the freshness state of the variable consumed on the network.</li> </ul> </div>
PWRFIP_VAR_FLAGS_DYN_REFRESH	0x0002	<p>Enable/Disable dynamic production status (eq. var_time)</p> <div>  <p>In addition to the <i>production status</i> byte added at the end of the user payload, 4 extra bytes are inserted by the producer to inform the <i>production time</i> of the variable to other nodes. This time - in microseconds - expresses the delay between the user's write command and the actual production by the MAU of producer on the network.</p> </div>
PWRFIP_VAR_FLAGS_APER_VAR_REQ	0x0100	<p>Enable/Disable aperiodic variable request capability</p> <div>  <p>This flag is reserved only for a variable set in <b>production</b>.</p> </div>

Constant	Value	Description
PWRFIP_VAR_FLAGS_APER_MSG_REQ	0x0200	Enable/Disable aperiodic message request capability  This flag is reserved only for a variable set in <b>production</b> .
PWRFIP_VAR_FLAGS_PROMPT	0x1000	Enable/Disable promptness status  This flag is reserved only for a variable set in <b>consumption</b> .
PWRFIP_VAR_FLAGS_CHK_PDU_LEN	0x2000	Enable/Disable PDU+LEN bytes frame check  This flag is reserved only for a variable set in <b>consumption</b> .
PWRFIP_VAR_FLAGS_MAX_VAL	0x8000	Maximal setting flag for variable

## 6.23. var\_type


### Description

FIP variable type.

### Definition

```
enum pwrfig_var_type {  
    PWRFIG_VAR_TYPE_CONS,  
    PWRFIG_VAR_TYPE_PROD,  
    PWRFIG_VAR_TYPE_SYNC,  
    _PWRFIG_VAR_TYPE_MAX,  
};
```

### Values

Constant	Value	Description
PWRFIG_VAR_TYPE_CONS	0	Consumption variable.
PWRFIG_VAR_TYPE_PROD	1	Production variable.
PWRFIG_VAR_TYPE_SYNC	2	Synchronization variable.  <div><p>No payload is attached to this kind of variable; but the node is sensitive to (RX/TX) ID_DAT frame and signal the user-space with a synchronous event when it occurs. This event attached to an ID_DAT without payload is called a <b>pure</b> event.</p></div>
_PWRFIG_VAR_TYPE_MAX	3	Maximum variable type value.

# Appendix A: SM-MPS variables

The network management variables SM-MPS are automatically created and internally managed by the PowerFIP library.

These variables are useful to know the general state of the network as well as to get information about a particular FIP node.

## A.1. Identification - 0x10XY

### Description

The variable attached to the ID number 0x10XY (where XY is the node address) is called the *Identification* variable.

Each node produces this variable, and its payload allows to clearly identify the node on the network.

### Frame Format

Bytes	Description
0x50	PDU type (SM-MPS)
0xZZ	PDU length (must not exceed 126 bytes)
0x80	Manufacturer name field
0xZZ	Manufacturer name field length
0xZZ	First character for manufacturer name
...	...
0xZZ	Last character for manufacturer name
0x81	Model name field
0xZZ	Model name field length
0xZZ	First character for model name
...	...
0xZZ	Last character for model name
0x82	Revision field
0x01	Revision field length
0xZZ	Revision number (ex: 0x10 for v1.0)
0x83	Device tag name field <i>[Optional]</i>
0xZZ	Device tag name field length
0xZZ	First character for tag name
...	...

Bytes	Description
0xZZ	Last character for tag name
0x84	SM-MPS secondary function field
0x01	SM-MPS secondary function field length
0x10 (fixed)	SM-MPS secondary function field value: <ul style="list-style-type: none"> <li>• bit0: set to 1 if loading supported</li> <li>• bit1: set to 1 if remote reading supported</li> <li>• bit2: set to 1 if remote control supported</li> <li>• bit3: set to 1 if remote checking supported</li> <li>• bit4: set to 1 if report supported</li> <li>• the other bits are always set to 0</li> </ul>
0x8A	Vendor field <i>[Optional]</i>
0xZZ	Vendor field length
0xZZ	First byte for vendor field
...	...
0xZZ	Last byte for vendor field

## A.2. Report - 0x11XY



### Description

The variable attached to the ID number 0x11XY (where XY is the node address) is called the *Report* variable.

Each node produces this variable, and its payload contains various node-specific status counters (rx faults, number of transactions, ...).

### Frame Format

Bytes	Description
0x50	PDU type (SM-MPS)
0x0F	PDU length
0x50	Tag for counter of frames correctly received on channel 1 by Time Unit <sup>(1)</sup>
0xZZ	Counter Most Significant Byte
0xZZ	Counter Least Significant Byte
0x51	Tag for counter of frames correctly received on channel channel 2 by Time Unit <sup>(1)</sup>
0xZZ	Counter Most Significant Byte

Bytes	Description
0xZZ	Counter Least Significant Byte
<b>0x52</b>	Tag for counter of frames incorrectly received on channel 1 by Time Unit <sup>(1)</sup>
0xZZ	Counter Most Significant Byte
0xZZ	Counter Least Significant Byte
<b>0x53</b>	Tag for counter of frames incorrectly received on channel 2 by Time Unit <sup>(1)</sup>
0xZZ	Counter Most Significant Byte
0xZZ	Counter Least Significant Byte
<b>0x54</b>	Tag for channel status
0xZZ	<p>Channel status (MSB)</p> <ul style="list-style-type: none"> <li>bit1: Synthesis for channel 2 (1: OK, 0: NOK)</li> </ul> <div>  <p>Result of the binary operation for channel status LSB: b1 &amp; b3 &amp; b5 &amp; b7</p> </div> <ul style="list-style-type: none"> <li>bit0: Synthesis for channel 1 (1: OK, 0: NOK)</li> </ul> <div>  <p>Result of the binary operation for channel status LSB: b0 &amp; b2 &amp; b4 &amp; b6</p> </div>
0xZZ	<p>Channel status (LSB)</p> <ul style="list-style-type: none"> <li>bit7: Traffic<sup>(2)</sup> on channel 2 (1: OK, 0: NOK)</li> <li>bit6: Traffic<sup>(2)</sup> on channel 1 (1: OK, 0: NOK)</li> <li>bit5: Validity<sup>(3)</sup> on channel 2 (1: OK, 0: NOK)</li> <li>bit4: Validity<sup>(3)</sup> on channel 1 (1: OK, 0: NOK)</li> <li>bit3: RX quality<sup>(4)</sup> on channel 2 (1: OK, 0: NOK)</li> <li>bit2: RX quality<sup>(4)</sup> on channel 1 (1: OK, 0: NOK)</li> <li>bit1: TX quality<sup>(4)</sup> on channel 2 (1: OK, 0: NOK)</li> <li>bit0: TX quality<sup>(4)</sup> on channel 1 (1: OK, 0: NOK)</li> </ul>

### Remarks

- (1) Time Unit corresponds to the diagnostic period of the medium. This task is internally performed by the library, and the period is automatically set according to the FIP bitrate:
  - @31.25Kbps: 1.6s
  - @1Mbps: 500ms
  - @2.5Mbps: 200ms

- @5Mbps: 100ms
- (2): Traffic signal is the measure of frames correctly received and/or transmitted on/by the channel by Time Unit<sup>(1)</sup>. To be OK, you need:
  - (TX frames OK + RX frames OK) > 0
- (3): Validity of a channel is given by the medium redundancy component.  
See `enum pwr_fip_medium_state`:
  - PWRFIP\_MEDIUM\_STATE\_CH1\_VALID
  - PWRFIP\_MEDIUM\_STATE\_CH2\_VALID
- (4): RX/TX quality is the measure of the error rate on the channel by Time Unit<sup>(1)</sup>. This error threshold is set to 5% by the library.  
To be OK, you need:
  - (RX frames faults / RX frames OK) < Threshold
  - (TX frames faults / TX frames OK) < Threshold

## A.3. Presence - 0x14XY

### Description

The variable attached to the ID number 0x14XY (where XY is the node address) is called the *Presence* variable.

Each node produces this variable and thus informs the other nodes of the FIP network of its presence.

### Frame Format

Bytes	Description
0x50	PDU type (SM-MPS)
0x05	PDU length
0x80	Presence parameter
0x03	Presence parameter length
0xZZ	Identification characteristics. See: <a href="#">PDU length for 0x10XY</a> <ul style="list-style-type: none"> <li>• 0: Unknown length</li> <li>• 1 to 0xFE: Known length</li> <li>• 0xFF: No identification variable</li> </ul>
0x00	Reserved

Bytes	Description
0xZZ	<p>Bus Arbiter global status (about the producer).</p> <ul style="list-style-type: none"> <li>bit4-bit7: BA status: <ul style="list-style-type: none"> <li>0: BA not supported</li> <li>1: BA not eligible (stopped mode)</li> <li>2: BA idle (on standby)</li> <li>3: BA active (master node)</li> </ul> </li> <li>bit0-bit3: BA priority (if BA is supported). Range is [0;15], with 0 the highest priority.</li> </ul>

## A.4. Presence Check - 0x9002

### Description

The variable attached to the ID number 0x9002 is called the *Presence Check* or *Present List* variable.

This variable is produced by the master node (Bus arbiter active).

It summarizes in a single variable the whole list of nodes presence on the network.

### Frame Format

Bytes	Description
0x50	PDU type (SM-MPS)
0x44	PDU length
0x80	Channel 1 presence list
0x20	Channel 1 presence list length
0xZZ	<p>Status of nodes address 0 to 7. (0: absent, 1: present)</p> <ul style="list-style-type: none"> <li>bit0: node 0</li> <li>...</li> <li>bit7: node 7</li> </ul>
...	...



Bytes	Description
0xZZ	Status of nodes address 248 to 255. (0: absent, 1: present) <ul style="list-style-type: none"> <li>• bit0: node 248</li> <li>• ...</li> <li>• bit7: node 255</li> </ul>
0x81	Channel 2 presence list
0x20	Channel 2 presence list length
0xZZ	Status of nodes address 0 to 7. (0: absent, 1: present) <ul style="list-style-type: none"> <li>• bit0: node 0</li> <li>• ...</li> <li>• bit7: node 7</li> </ul>
...	...
0xZZ	Status of nodes address 248 to 255. (0: absent, 1: present) <ul style="list-style-type: none"> <li>• bit0: node 248</li> <li>• ...</li> <li>• bit7: node 255</li> </ul>

## A.5. BA synchronization - 0x9003

### Description

The variable attached to the ID number 0x9003 is called the *BA synchronisation* variable.

This variable is produced by the master node, and indicates the current status of the Bus Arbiter on the network.

### Frame Format

Bytes	Description
0x50	PDU type (SM-MPS)
0x04	PDU length
0x80	BA synchro parameter
0x02	BA synchro parameter length
0xZZ	Macrocycle number of current BA program

Bytes	Description
0xZZ	Physical node address of the master

## Appendix B: Glossary of acronyms

<b>AE/LE</b>	Application Entity/Link Entity
<b>BA</b>	Bus Arbiter
<b>BSS</b>	Block Starting Symbol
<b>DLL</b>	Data Link Layer
<b>DSAP</b>	Destination Service Access Point
<b>LLC</b>	Logical Link Control
<b>LSAP</b>	Link Service Access Point
<b>MPS</b>	Manufacturing Periodic/aperiodic Services
<b>SDA</b>	Send Data with Acknowledgement
<b>SDN</b>	Send Data with No acknowledgement
<b>SM-MPS</b>	System Management Manufacturing Periodic/aperiodic Services
<b>SSAP</b>	Source Service Access Point

## Appendix C: Revision History

Revision	Changes	Authors	Date
1.0.2	<ul style="list-style-type: none"><li>• Add support of synchronous events on ID_DAT request frame for FIP variables (prod/cons)</li><li>• Add new event to <code>enum pwr_fip_evt_type</code>:<ul style="list-style-type: none"><li>◦ PWR_FIP_EVT_TYPE_PERMANENT_ID</li></ul></li></ul>	MC	2022-03-01
1.0.1	<ul style="list-style-type: none"><li>• Add multiarch powerfip lib binaries<ul style="list-style-type: none"><li>◦ Windows: x86_64, i686</li><li>◦ Linux: x86_64, i386</li></ul></li><li>• Add support for running 32-bit programs in a 64-bit kernel</li><li>• Remove libwinpthread-1.dll dependency for Windows PowerFIP DLL</li><li>• Fix an incorrect FIP coprocessor initialization from 32-bit apps</li></ul>	MC	2022-01-13

Revision	Changes	Authors	Date
1.0.0	<ul style="list-style-type: none"> <li>• Add SM-MPS variables support (next): <ul style="list-style-type: none"> <li>◦ <code>pwrfig_sm_var_create()</code></li> <li>◦ <code>pwrfig_sm_ba_sync_get()</code></li> <li>◦ <code>pwrfig_sm_identification_get()</code></li> <li>◦ <code>pwrfig_sm_presence_list_get()</code></li> <li>◦ <code>pwrfig_sm_presence_get()</code></li> <li>◦ <code>pwrfig_sm_report_get()</code></li> </ul> </li> <li>• Add new structure: <ul style="list-style-type: none"> <li>◦ <code>struct pwrfig_sm_ba_sync</code></li> <li>◦ <code>struct pwrfig_sm_identification</code></li> <li>◦ <code>struct pwrfig_sm_presence_list</code></li> <li>◦ <code>struct pwrfig_sm_presence</code></li> <li>◦ <code>struct pwrfig_sm_report</code></li> </ul> </li> <li>• Add <code>.fsn</code> field to <code>struct pwrfig_dev_infos</code></li> <li>• Add <code>pwrfig_error_get()</code></li> <li>• Update <code>struct pwrfig_msg_addr</code></li> <li>• Add new errors to <code>enum pwrfig_error_code</code>: <ul style="list-style-type: none"> <li>◦ <code>PWRFIG_ERR_AELE_VAR_NOT_FOUND</code></li> </ul> </li> </ul>	MC	2022-01-07

Revision	Changes	Authors	Date
0.9.0	<ul style="list-style-type: none"> <li>• Add support for periodic/apperiodic message service: <ul style="list-style-type: none"> <li>◦ <code>pwrfig_msg_create()</code></li> <li>◦ <code>pwrfig_msg_delete()</code></li> <li>◦ <code>pwrfig_msg_tx_channel_purge()</code></li> <li>◦ <code>pwrfig_msg_send()</code></li> </ul> </li> <li>• Add new structure: <ul style="list-style-type: none"> <li>◦ <code>struct pwrfig_msg_cfg</code></li> <li>◦ <code>struct pwrfig_msg_tx_cfg</code></li> <li>◦ <code>struct pwrfig_msg_rx_cfg</code></li> <li>◦ <code>struct pwrfig_msg_addr</code></li> <li>◦ <code>struct pwrfig_msg_hdr</code></li> <li>◦ <code>struct pwrfig_msg</code></li> </ul> </li> <li>• Add <code>.tx_aper_fifo_size</code>, <code>.tx_per_fifo_size[8]</code> and <code>.tx_per_fifo_id[8]</code> fields to <code>struct pwrfig_node_msg_cfg</code></li> <li>• Add <code>.bss_bsz</code> and <code>.bss_max_bsz</code> fields to <code>struct pwrfig_node_infos</code></li> <li>• Add <code>.reserved[2]</code> field to <code>struct pwrfig_event</code></li> <li>• Add new errors to <code>enum pwrfig_error_code</code>: <ul style="list-style-type: none"> <li>◦ <code>PWRFIG_ERR_CFG_VAR_TYPE_UNKNOWN</code></li> <li>◦ <code>PWRFIG_ERR_CFG_MSG_EXIST</code></li> <li>◦ <code>PWRFIG_ERR_CFG_VAR_BAD_LEN</code></li> <li>◦ <code>PWRFIG_ERR_CFG_MSG_TYPE_UNKNOWN</code></li> <li>◦ <code>PWRFIG_ERR_CFG_MSG_TX_ACK_MODE_UNKNOWN</code></li> <li>◦ <code>PWRFIG_ERR_CFG_MSG_TX_CH_PER_EXIST</code></li> <li>◦ <code>PWRFIG_ERR_CFG_MSG_TX_CH_PER_UNKNOWN</code></li> <li>◦ <code>PWRFIG_ERR_CFG_MSG_TX_CH_PER_NOID</code></li> <li>◦ <code>PWRFIG_ERR_NODE_BSS_OVERFLOW</code></li> <li>◦ <code>PWRFIG_ERR_NODE_MSG_CAP_NOT_SUPPORTED</code></li> </ul> </li> </ul>	MC	2021-12-07

Revision	Changes	Authors	Date
0.8.0	<ul style="list-style-type: none"> <li>• Add support for aperiodic variable service: <ul style="list-style-type: none"> <li>◦ <code>pwrfig_varidlist_aper_request()</code></li> <li>◦ <code>pwrfig_varlist_aper_request()</code></li> <li>◦ <code>pwrfig_var_aper_channel_purge()</code></li> </ul> </li> <li>• Add SM-MPS variables support: (note: internally managed by the library) <ul style="list-style-type: none"> <li>◦ Identification (0x10XY)</li> <li>◦ Report (0x11XY)</li> <li>◦ Presence (0x14XY)</li> <li>◦ Presence Check (0x9002)</li> <li>◦ BA Synchronization (0x9003)</li> </ul> </li> <li>• Add new structure: <code>struct pwrfig_node_ident_cfg</code></li> <li>• Add <code>.priority</code> field to <code>struct pwrfig_node_ba_cfg</code></li> <li>• Add <code>.ident</code> field to <code>struct pwrfig_node_cfg</code></li> <li>• Add <code>.pwrfig_ba_sync_handler</code> field to <code>struct pwrfig_node_cfg</code></li> <li>• Add <code>.user_ctx</code> field to <code>struct pwrfig_var_cfg</code> and <code>struct pwrfig_var</code></li> <li>• Add new errors to <code>enum pwrfig_error_code</code>: <ul style="list-style-type: none"> <li>◦ <code>PWRFIG_ERR_DEV_DIAG_TASK_STARTED</code></li> <li>◦ <code>PWRFIG_ERR_DEV_DIAG_TASK_STOPPED</code></li> <li>◦ <code>PWRFIG_ERR_NODE_IDENT_PARAM</code></li> <li>◦ <code>PWRFIG_ERR_NODE_IDENT_LEN</code></li> </ul> </li> </ul>	MC	2021-10-19
0.7.2	<ul style="list-style-type: none"> <li>• Mailboxes processing inside the driver (Windows)</li> <li>• High thread priority for internal library thread</li> <li>• Add <code>.index</code> field to <code>struct pwrfig_dev_infos</code></li> </ul>	MC	2021-09-21
0.7.1	Windows 7/8/10 OS support	MC	2021-08-04
0.7.0	First version (Linux OS)	MC	2021-07-05